

# HX25AZ / HX30AZ

With EU Stage V Engine Installed



Head Office(Sales Office)  
14F, GLOBAL R&D CENTER, 477 BUNDANG SUSEO-RO, BUNDANG-GU, SEONGNAM-SI, GYEONGGI-DO, 13553, KOREA

PLEASE CONTACT

Engine Gross output (PS/kW)  
HX25AZ : 25.2(18.5) / HX30AZ : 25.2(18.5)

Operating weight (Canopy/Cabin,kg/lbs)  
HX25AZ : 2,555(5,630) / 2,685(5,920) / HX30AZ : 2,760(6,080)/2,890(6,370)

# WHAT'S NEWEST AND BEST

HX25AZ / HX30AZ

## THE BEST PRODUCTIVITY AND FUEL EFFICIENCY

- EU STAGE V / EPA Tier 4 Final Engine
- True Zero-tail (HX25AZ)
- Quick Coupler piping **Option**
- Boom swing function
- Double flange track roller
- 1way hydraulic piping for breakers
- 2way and 4way hydraulic piping for attachments **Option**

## THE ULTIMATE SAFE ENVIRONMENT

- Emergency Engine Stop Switch
- Travel Alarm
- FOG **Option**
- LED Work Light & Beacon Lamp **Option**
- Boom/Arm/Bucket Safety Valve **Option**
- Anti-theft System

## NEW EXTERIOR DESIGN FOR ROBUSTNESS AND SAFETY

- ROPS / OPG Cabin/Canopy **Option**
- Standard Boom/Arm/Bucket Cylinder Guard **NEW**
- New Designed Attachment for Durability
- Optimized Hydraulic Layout

## SERVICEABILITY AND TELEMATICS

- Hi MATE **NEW** **Option**

## EASY CONTROL AND COMFORTABLE OPERATION

- Digital Cluster **NEW**
- Centralized Switch Console
- Proportional joysticks **Option**
- Proportional Auxiliary Hydraulic System **Option**
- Pattern Change Valve with Better Accesibility **Option**
- Improved Visibility
- Auto-Shift Travel Speed



\* Photo may include optional equipment.



## EU STAGE V / EPA TIER 4 FINAL ENGINE

The new engine meets EU Stage V / EPA Tier 4 Final emission regulations without the need of special exhaust-aftertreatment, resulting in reduced maintenance costs for after-treatment devices.



# THE BEST PRODUCTIVITY AND FUEL EFFICIENCY

HX A Series is equipped with eco-friendly, high-performance engines that meet the EU Stage V / EPA Tier 4 final emission requirements.

### Quick Coupler piping **Option**

The HX-A mini excavators are available with a factory-fitted hydraulic line to operate any hydraulic quick coupler. Thus allowing for quick changes of work tools, without having to leave the operator cabin.

### Boom swing function

The digging boom attached to the front frame can swing far to either side, thus increasing the machine reach. The front swing mechanism also allows working in difficult spaces (show image with boom swing angle to both sides)

### Hydraulic piping for attachments

The standard 1-way hydraulic piping for breakers ensures efficient performance, while the optional 2-way and 4-way configurations provide excavator with versatile choices for customization, meeting the diverse demands of your projects.

### Double flange track roller

Double flange track roller provided improved trackalignment, effectively preventing track derailment.



\* Photo may include optional equipment.



# NEW EXTERIOR DESIGN FOR ROBUSTNESS AND SAFETY

The true value of HX A Series lies in its durability and high productivity. The robust upper and lower frame structure can endure external shock and heavy work loads. Attachment performance has been proven through rigorous field testing. No matter how tough the working environment is, you can always rely on the HYUNDAI Excavator HX A Series.



\* Photo may include optional equipment.



## We make the best performance in rough working conditions without any unsureness with trustworthy HX25AZ/HX30AZ

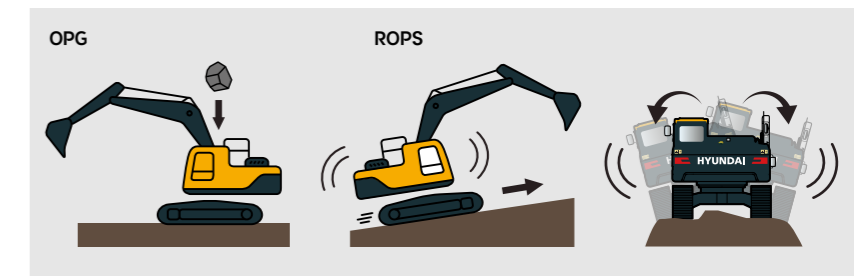


HX A Series is equipment with eco-friendly, high-performance engines that meet the EU Stage V emission requirement. Become a true leader on the ground with HX A Series.

### \* ROPS Cabin and Canopy

The cabin structure of Hyundai HX A Series is using integrally welded low-stress, high strength steel to meet ROPS and FOG certification.

- ROPS : Roll-Over Protective Structures ISO12117-2
- OPG : Operator Protective Guard, ISO10262 **Option**



### Standard Boom/Arm/Bucket Cylinder Guard **NEW**

We have added new cylinder guards to the boom, arm, and bucket of our excavator to provide increased protection for the hydraulic cylinders. These guards effectively shield the cylinders from damage caused by debris and other external factors, reducing the risk of downtime and costly repairs.



### Improved Attachment Durability

Our upgraded attachments are designed to withstand the toughest work environments, featuring reinforced steel components and advanced welding techniques to ensure maximum strength and longevity.

### Optimized Hydarulic Hose Layout

Our new boom design ensures enhanced safety, durability, and performance by protecting the hose from collisions and external elements, while providing increased versatility and a cleaner operator workspace.



\* Photo may include optional equipment.



## EASY CONTROL AND COMFORTABLE OPERATION

Introducing our new Spacious & Comfortable Cabin The cabin has been designed with operator comfort and convenience in mind, with optimized ergonomics and advanced features that allow you to work with greater ease and efficiency. With its spacious interior and high-visibility design, our new cabin offers an unparalleled level of comfort and safety, ensuring that you can work for extended periods without fatigue or discomfort.

### Digital Cluster

New 5 inch LCD cluster of HX-A mini excavators allow you to easily control excavator setting - like Aux. flow rate adjustment. Our digital cluster also offers features for component lifecycle management and daily operation time management.



### Centralized Switch Console

HX-A mini excavators's console features a centralized layout with intuitive switches and controls that allow you to easily and quickly access all critical functions and operations.

### Proportional Auxiliary Hydraulic System Option

Proportional control switch with better speed control helps operators to enlarge the operation convenience whenever they do time-consuming work.

### Pattern Change Valve Option

HX-A mini excavators now feature a pattern change valve conveniently located left side of cabin, allowing for easy accessibility and operation.

### Improved Visibility

Experience a whole new level of visibility with our latest cabin design. Our engineers have worked tirelessly to enhance the visibility from the cabin, providing you with a wider and more expansive field of view. The new design allows for better sightlines in all directions, giving you a clear and unobstructed view of your surroundings.



### Auto-Shift Travel Speed

The auto shift travel speed feature on our excavator allows for seamless transitioning between high and low travel speeds, improving overall efficiency and productivity on the job site. This automated feature allows the operator to focus on the task at hand while the machine takes care of speed adjustments.

//  
**HX25AZ/HX30AZ with advanced technology ensures our safety on a construction site.** //

#### Emergency Engine Stop Switch

With just a push of a button, the engine will immediately shut off, ensuring the safety of the operator and those around the machine.



#### Travel Alarm

The alarm emits a loud and distinct sound to notify nearby workers and pedestrians, reducing the risk of accidents and ensuring compliance with industry safety regulations.



#### Work light & Beacon lamp Option

HX-A mini excavators are equipped with powerful LED worklights & beacon lamp that provide excellent visibility in low-light conditions, ensuring safe and efficient operation at any time of day or night.



#### Safety valves Option

The HX-A mini excavators is equipped with safety valve on boom, arm and dozer cylinder, which automatically activate in the event of hydraulic hose damage or loss of pressure to prevent sudden drops.

#### Anti-theft System Option

The system includes a password-protected ignition key to prevent the engine from starting without the correct key. Additionally, there is an optional GPS tracker (Hi MATE) available that allows you to quickly locate the machine in case of theft.



# THE ULTIMATE SAFE ENVIRONMENT

The true value of HX A Series lies in its durability. The robust frame structure and the attachments show the real value of HX A Series in tough working environments and promise higher productivity.



\* Photo may include optional equipment.



# SERVICEABILITY AND TELEMATICS

IoT / ICT / AI-based digital technology.  
Creating a smart construction site. Maximizes connectivity, productivity, and safety for successful businesses.



\* Photo may include optional equipment.

## HiMATE Option

### IT'S CONVENIENT, EASY AND VALUABLE

Hi MATE Hyundai's newly developed remote management system, utilizes GPS-satellite technology to provide customers with the highest level of service and product support available. Hi MATE enables users to remotely evaluate machine performance, access diagnostic information, and verify machine locations at the touch of a button.

### WHAT IS BENEFITS



#### Increase Productivity

It helps you operate machines in efficient. You can check the difference between total engine hours and actual working hours. See how productive your machines are and plan any required cost saving solutions. Hi MATE offers working information such as working / idling hours, fuel consumption and rate.



#### Convenient and Easy Monitoring

There is nothing much to do to monitor your machines. Just log on to the Hi MATE website or mobile application. Hi MATE allows you to watch your machines whenever and wherever you are.



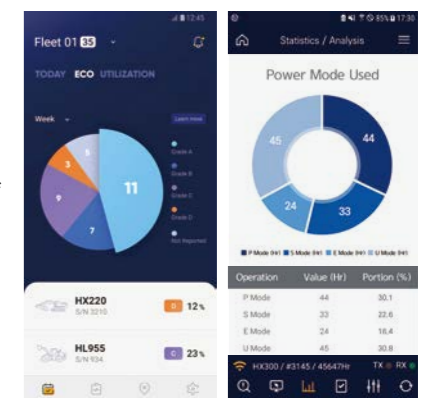
#### Security

Protect your machines from theft or unauthorized usage with Hi MATE. If the machine moves out of the Geo-fence boundary, you will get alerts.

### Mobile Fleet App. Option

The new Mobile App is optimized to fleet management. It provides productivity, health insights based on telematics technology and enables fleet owner just focus on most wanted equipment in view of economical usage, utilization, fault codes and maintenance.

The new Mobile App sorts equipment in order of eco-index, utilization-index and fault code level automatically so that urgent equipment pops up automatically.



Hi MATE Fleet App HCE-DT<sup>AR</sup> App

# HX25AZ / HX30AZ SPECIFICATIONS

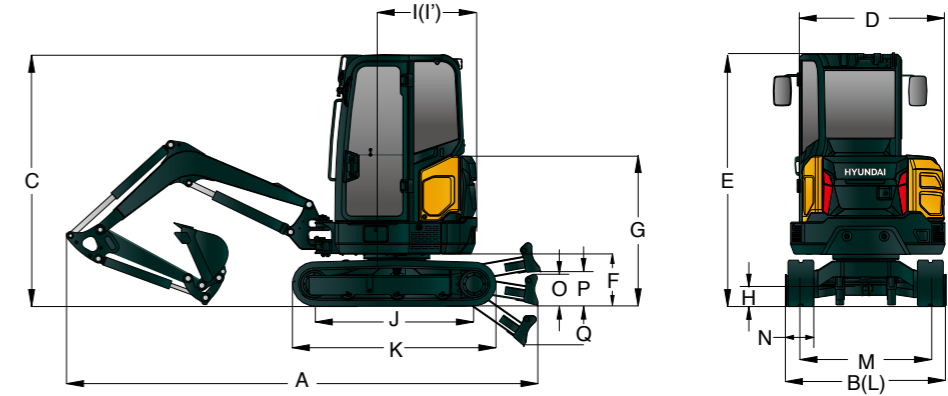
Unit : mm (ft-in)

SPECIFICATIONS			
Model		HX25AZ	HX30AZ
ENGINE			
Manufacturer		Kubota	Kubota
Model		D1305	D1305
Type		Vertical, water cooled 4-cycle IDI diesel engine	Vertical, water cooled 4-cycle IDI diesel engine
Emission standard		Tier 4 Final / Stage V	Tier 4 Final / Stage V
Gross	PS(kW)/rpm	25.2(18.5)/2,400	25.2(18.5)/2,400
Net	PS(kW)/rpm	24.7(18.2)/2,400	24.7(18.2)/2,400
Peak torque	N·m(lb·ft)	81.3(60.0)	81.3(60.0)
No. of cylinder		3	3
Bore x Stroke	mm(in.)	78(3.07") x 88(3.46")	78(3.07") x 88(3.46")
Displacement	cc(in <sup>3</sup> )	1,261 ( 77 )	1,261 ( 77 )
HYDRAULIC SYSTEM			
Pump type		Variable displacement tandem axis piston pumps	Variable displacement tandem axis piston pumps
Max. pressure	kgf/cm2(psi)	220(3,130)	220(3,130)
Max. flow rate	l(gal)/min	2 x 28.2(7.4) + 20.0(5.3)	2 x 28.2(7.4) + 20.0(5.3)
Aux. flow rate (2way)	l(gal)/min	48.0(12.7)	48.0(12.7)
Fuel tank capacity	l(gal)	30.0(7.9)	30.0(7.9)
Hydraulic capacity (tank)	l(gal)	27.0(7.1)	27.0(7.1)
Bucket digging force (ISO)	kgf(lbf)	2,079(4,584)	2,093(4,613)
Arm digging force (ISO)	kgf(lbf)	1,451(3,199)	1,313(2,894)
Travel speed (high/low)	km(mile)/h	4.35(2.7) / 2.38(1.5)	4.35(2.7) / 2.38(1.5)
Traction force	kg(lb)	2,266 ( 5,000 )	2,266 ( 5,000 )
Swing speed	rpm	9.16	9.16
Boom length	mm(ft-in)	2,030 (6'8")	2,030 (6'8")
Arm length	mm(ft-in)	1,120 (3'8")	1,300 (4'3")
Bucket capacity, std. SAE	m3(yd3)	0.07 (0.09)	0.07 (0.09)
Bucket width (with/without sidecutter)	mm(in.)	474 (18.7") / 432 (17.0")	474 (18.7") / 432 (17.0")
Boom swing angle(LH/RH)	degree	75/50	75/50
Rubber track width	mm(ft.)	250(10")	300(12")
Ground pressure	kgf/cm2(psi)	0.32(4.55)	0.27(4.84)
Noise level			
LpA / LwA (2000/14/EC)	dB	70 / 102	70 / 102

\* All equipment dimension is based on standard boom/arm and counterweight.

# HX25AZ / HX30AZ WORKING RANGE & DIMENSION

## HX25AZ/HX30AZ DIMENSIONS



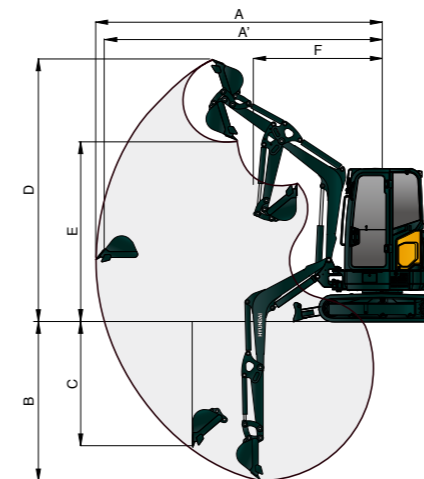
Unit : mm (ft-in)

	HX25AZ	HX30AZ
Operating weight (Canopy/Cabin)	2,580(5,690) / 2,685(5,920)	2,785 (6,140) / 2,920(6,440)
A Overall length	4,150 (13' 7")	4,170 (13' 8")
B Overall width	1,534 (5' 0")	1,550 (5' 1")
Overall width with Dozer	1,550 (5' 1")	1,550 (5' 1")
C Overall height	2,452 (8' 1")	2,452 (8' 1")
D Overall width of upperstructure	1,490 (4' 11")	1,490 (4' 11")
E Overall height of cab	2,452 (8' 1")	2,452 (8' 1")
F Ground clearance of counterweight	504 (1' 8")	504 (1' 8")
G Overall height of engine hood	1,500 (4' 11")	1,500 (4' 11")
H Minimum ground clearance	183 (0' 7")	183 (0' 7")
I Rear-end distance	775 (2' 7")	875 (2' 10")
I' Rear-end swing radius	775 (2' 7")	875 (2' 10")
J Distance between tumblers	1,550 (5' 1")	1,550 (5' 1")
K Undercarriage length (without grouser)	1,975 (6' 6")	1,975 (6' 6")
L Undercarriage width	1,534 (5' 0")	1,550 (5' 1")
M Track gauge	1,250 (4' 1")	1,250 (4' 1")
N Track shoe width, standard	250 (0' 10")	300 (1' 0")
O Height of blade	300 (1' 0")	300 (1' 0")
P Ground clearance of blade up	328 (1' 1")	328 (1' 1")
Q Depth of blade down	348 (1' 2")	348 (1' 2")

\* All equipment dimension is based on cabin, standard boom/arm and counterweight.

Unit : mm (ft-in)

## HX25AZ/HX30AZ WORKING RANGE



momel	HX25AZ	HX30A
A Max. digging reach	4,560 (15' 0")	4,725 (15' 6")
A' Max. digging reach on ground	4,420 (14' 6")	4,600 (15' 1")
B Max. digging depth	2,515 (8' 3")	2,695 (8' 10")
B' Max. digging depth (8' level)	2,000 (6' 7")	2,230 (7' 4")
C Max. vertical wall digging depth	1,670 (5' 6")	2,200 (7' 3")
D Max. digging height	4,175 (13' 8")	4,290 (14' 1")
E Max. dumping height	2,870 (9' 5")	2,975 (9' 9")
F Min. swing radius	2,050 (6' 9")	2,100 (6' 11")

# HX25AZ / HX30AZ LIFTING CAPACITY

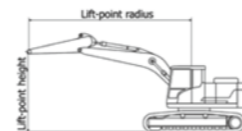
Rating over-front Rating over-side or 360 degree

HX25AZ										
Boom : 2.03 m (6' 7") / Arm : 1.12 m (3' 7") / Dozer blade down : 250mm(10") rubber track										
Lift-point height (m/ft)	Lift-point radius						At max. reach			
	1.0m (3.3ft)	1.5m (4.9ft)	2.0m (6.6ft)	2.5m (8.2ft)	3.0m (9.8ft)	3.5m (11.5ft)	Capacity	Reach		
3.5m 11.5ft							*740	600	2.57	
3.0m 9.8ft					*690	470	*1630	1320	(8.4)	
2.5m 8.2ft					*1520	1040	*710	430	3.13	
2.0m 6.6ft					*680	470	*1570	950	(10.3)	
1.5m 4.9ft					*1500	1040	*670	360	3.49	
1.0m 3.3ft							*1480	790	(11.4)	
0.5m 1.6ft					*810	610	*720	350	3.72	
0.0m 0.0ft					*1790	1340	*1650	1010	(12.2)	
-0.5m -1.6ft					*1020	590	*850	440	3.85	
-1.0m -3.3ft					*2250	1300	*1870	970	(12.6)	
-1.5m -4.9ft					*1240	560	*960	430	3.89	
					*2730	1230	*2120	950	(12.8)	
					*1390	540	*1050	410	3.85	
					*3060	1190	*2310	900	(12.6)	
					*1590	750	*1440	530	3.72	
					*3510	1650	*3170	1170	(12.2)	
					*1930	750	*1400	530	3.50	
					*2620	2620	*3130	2780	(11.5)	
					*1750	1750	*2170	1270	3.14	
					*3860	3860	*4780	2800	(10.3)	
					*1810	1300	*1270	770	2.59	
					*3990	2870	*2800	1700	(8.5)	

HX30AZ												
Boom : 2.03 m (6' 7") / 1,300 (4'3") / Dozer blade down : 300mm(12") rubber track												
Lift-point height (m/ft)	Lift-point radius						At max. reach					
	1.0m (3.3ft)	1.5m (4.9ft)	2.0m (6.6ft)	2.5m (8.2ft)	3.0m (9.8ft)	3.5m (11.5ft)	4.0m (13.1ft)	Capacity	Reach			
3.5m 11.5ft								*670	570	2.85		
3.0m 9.8ft								*1480	1260	(9.4)		
2.5m 8.2ft					*600	530		*600	440	3.35		
2.0m 6.6ft					*1320	1170		*1320	970	(11.0)		
1.5m 4.9ft					*610	530	*640	410	*570	370	3.68	
1.0m 3.3ft					*1340	1170	*1410	900	*1260	820	(12.1)	
0.5m 1.6ft					*680	520	*670	410	*560	340	3.89	
0.0m 0.0ft					*1500	1150	*1480	900	*1230	750	(12.8)	
-0.5m -1.6ft					*1230	960	*930	670	*720	400	4.02	
-1.0m -3.3ft					*2710	2120	*2050	1480	*1740	1100	(13.2)	
-1.5m -4.9ft					*1170	640	*920	490	*790	390	4.06	
-2.0m -6.6ft					*2580	1410	*2030	1080	*1740	860	(13.3)	
					*1350	860	*1340	620	*1020	470	4.02	
					*2980	1900	*2950	1370	*2250	1040	(13.2)	
					*1580	850	*1430	600	*1080	460	3.90	
					*3480	1870	*3150	1320	*2380	1010	(12.8)	
					*1040	1040	*1280	1280	*2000	840	3.69	
					*2290	2290	*2820	2820	*4410	1850	(12.1)	
					*1500	1500	*1880	1420	*1810	850	3.36	
					*3310	3310	*4140	3130	*3990	1870	(11.0)	
					*2090	2090	*2190	1440	*1460	860	2.87	
					*4610	4610	*4830	3170	*3220	1900	(9.4)	
							*740	*740	*740	*740	2.00	
					*1630	*1630			*1630	*1630	(6.6)	

1 | Lifting capacity are based on ISO 10567.  
 2 | Lifting capacity of the HX Series does not exceed 75% of tipping load with the machine on firm, level ground or 87% of full hydraulic capacity.  
 3 | The Lift-point is bucket pivot mounting pin on the arm (without bucket mass).  
 4 | (\*) indicates load limited by hydraulic capacity.

Unit : mm (ftin)



# HX25AZ / HX30AZ STANDARD / OPTION

● : Standard / ○ : Option

ENGINE	HX25AZ	HX30AZ	UNDERCARRIAGE	HX25AZ	HX30AZ
Mechanical controlled Kubota engine	●	●	Rubber track	●	●
Double-element air filter	●	●	Steel track	○	○
Water separator with filter	●	●			
HYDRAULIC SYSTEM	HX25AZ	HX30AZ	Hi MATE	○	○
Open center hydraulic system	●	●			
Two-speed travel with auto-shift	●	●			
Pressure accumulator	●	●			
Proportional Aux. control	○	○			
1 way Aux. hydraulic line for breaker	●	●			
2 way Aux. hydraulic line for grapple	○	○			
4 way Aux. hydraulic line for rotating	○	○			
Pattern change valve	○	○			
CABIN & CANOPY	HX25AZ	HX30AZ			
Canopy	●	●			
Cabin with heater	○	○			
ROPS (Roll-over Protective structure, ISO12117-2)	●	●			
FOPS (Falling-object Protective structure)	●	●			
OPG (Operator Protective Guard) Level 1	○	○			
Adjustable Mechanical Suspension Seat	●	●			
Travel levers with foot pedals	●	●			
Emergency hammer for exit (Cabin)	●	●			
Power-assisted front window (Cabin)	●	●			
Travel alarm	●	●			
LED beacon lamp	○	○			
5" Digital cluster with IP68 water & dust proof	●	●			
Radio with USB	●	●			
12V power socket	●	●			
Side & Rear Mirrors	●	●			
Cup holder	●	●			
Horn	●	●			
WORKING EQUIPMENT	HX25AZ	HX30AZ			
Zero-tail swing	●	●			
Reduced swing radius	○	●			
Boom swing function	●	●			
Arm with thumb bracket	○	○			
Hyundai quick coupler	○	○			
Quick coupler piping	○	○			
Safety valves for Dozer	○	○			
Travel & Swing motor with discs brake	●	●			
1 halogen work light on boom	○	○			
1 LED work light on boom	●	●			
2 LED work lights on cabin	○	○			

\* Standard and optional equipment may vary. Contact your Hyundai dealer for more information.  
 The machine may vary according to International standards.  
 \* The photos may include attachments and optional equipment that are not available in your area.  
 \* Materials and specifications are subject to change without advance notice.  
 \* All imperial measurements rounded off to the nearest pound or inch.

