

DOZER HD100

With Stage V / Tier 4 final Engine installed

* Photo may include optional equipment.



Head Office(Sales Office)
14F, GLOBAL R&D CENTER, 477 BUNDANG SUSEO-RO, BUNDANG-GU, SEONGNAM-SI, GYEONGGI-DO, 13553, KOREA

PLEASE CONTACT

Rated Power
122.0 hp (91.0 kW) @ 2200 rpm

Operating Weight
XL Blade 10,700 kg (23,589 lb.)
LGP Blade 11,200 kg (24,692 lb.)

A Better Dozer Has Arrived

DOZER HD100

Hyundai Construction Equipment introduces a powerful new grading machine to join our tested lineup of durable construction equipment.

The Hyundai dozer delivers superior horsepower and traction to push more material. Smart technologies and unbeatable visibility help operators of all skill levels achieve greater grading precision. A highly durable undercarriage stands up to rugged conditions and lowers maintenance costs.

MORE PUSHING POWER

- Best-In-Class Horsepower
 - Gross 122.0 hp (91.0 kW) @ 2,200 rpm
 - Net 115.3 hp (86 kW) @ 2,200 rpm
- Best-In-Class Operating Weight (Base Unit)
 - XL Blade 10,700 kg (23,589 lb.)
 - LGP Blade 11,200 kg (24,692 lb.)
- Superior Tractive Effort

PRECISE GRADING PERFORMANCE

- Optional 2D Blade Assist Function

SUPERIOR VISIBILITY

- Inline Precleaner
- Narrow Front Nose
- Standard Rearview Camera
- Minimized Cab Pillars
- Maximum Glass Area

SMART TECHNOLOGIES

- Fully Electrohydraulic Controls
- Smart Touch Display
- HYUNDAI Fleet Management **Hi MATE**

LOW MAINTENANCE

- Exclusive Undercarriage Design with Dual and Single Flanges
- Cab Tilt System for Convenient Access
- Track Guard Options



* Photo may include optional equipment.



NEVER STOP PUSHING FOR MORE

The new HYUNDAI dozer pushes the limits of what you can expect from a powerful earthmoving machine –with best-in-class horsepower (gross and net), best-in-class weight (base unit) and built-in efficiency features designed for today's toughest grading assignments.



Superior Pushing Power

With best-in-class horsepower and machine weight, you get more power to the ground and superior tractive effort. This helps you push more material and maximize productivity.

Using the max forward and reverse speeds, you can quickly and easily move from one end of the jobsite to the other or reposition the machine. Which means you'll get more done.



Fuel Efficiency Features



To further improve fuel efficiency without sacrificing grading performance, select the **ECO mode** for light grading conditions and reduce daily fuel consumption up to 5%.

The fuel saving feature lowers the pump power output when working in lower tractive conditions.

To reduce noise, enable jobsite conversations and reduce fuel consumption, the **auto idle** feature idles the dozer engine automatically when machine functions are not used. Idle time can be set directly from the display monitor. Move the controls and the dozer will automatically return to your previous throttle setting.

The **auto shutdown** feature also saves fuel and helps lower warranty hours. When enabled, the engine shuts down after it has been idling for a specified amount of time. Default shutdown occurs after five minutes of idling, but can be set for longer periods using the Smart Touch display.



Blade Features

The **6-way power-tilt angle blade** provides precision pushing capabilities to move and grade dirt, clay and other difficult material. Work more efficiently and reduce the number of passes on each job by lifting, tilting and angling the blade to move dirt exactly where it needs to go.

A **2-way mechanical adjustment** also allows you to adjust the blade pitch from 54 to 58 degrees to control how steeply it bites into the ground. See page 19 for details.

For smooth back grading or fine finishing, select the **blade float function** to enable the blade to move up and down following the contours of the ground.

When grading mucky, clay-like material, use the **blade shake button** to activate a shaking motion to quickly remove material stuck to the blade – without leaving the cab.

* Photo may include optional equipment.



ACHIEVE GREATER GRADING PRECISION

Grading precision is critical but can be challenging if a dozer is difficult to operate. The Hyundai dozer delivers easy-to-use controls and advanced grading technologies that help operators of every skill level work efficiently and confidently.



* Photo may include optional equipment.

Fully Electronic Controls



The Hyundai dozer was designed to meet the needs of operators of every skill level. Electrohydraulic controls are standard, making the machine easier to operate - even for inexperienced crew members. The ergonomically designed joystick offers low-effort control to help reduce operator fatigue.



The dozer cab layout and controls make operators more productive as they move from machine to machine through out the workday.

The user-friendly, multilingual Smart Touch screen - a standard feature - displays all important settings and information on one screen. From the easy-to-read touch screen, operators can monitor critical dozer functions and control machine settings, rearview camera, heating and cooling, radio, Bluetooth® wireless technology and more.

2D Blade Assist Function



This optional 2D grading system makes precision grading easier for novice operators. The operator programs the needed inputs, and the machine controls blade functions - finishing the job faster and with better accuracy. No GPS or lasers required.



KEEP PUSHING IN COMFORT

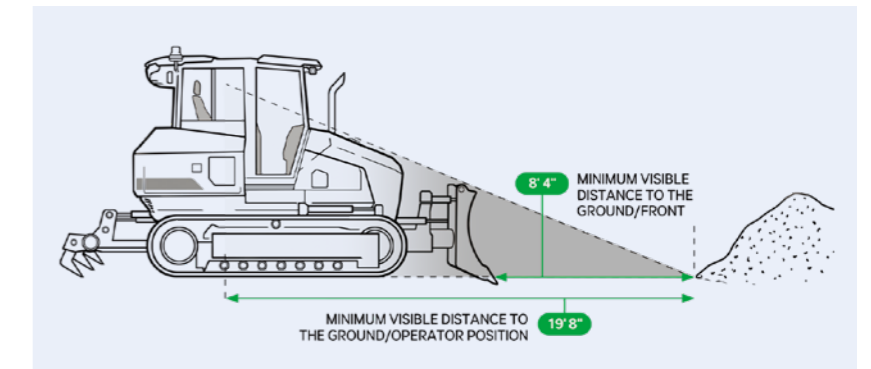
HYUNDAI dozers are designed with high-traffic jobsites, challenging work and long days in mind. Superior visibility and quiet, comfortable cabs help operators make the grade.



Features vary by model. See model specifications for details at na.HYUNDAI-ce.com/dozer.

Get a Better View of Your Work

- Visibility was a high priority in the design of the HYUNDAI dozer.
- The narrow design of the front nose hood makes it easier to see your work. The cooling system for the radiator/oil cooler module is hydraulically driven and located at the rear of the machine.
- There's no precleaner to obstruct the view of the blade -an in-line precleaner is hidden under the hood.
- Front cab pillars are minimized and all-glass doors help provide maximum glass area.
- Standard features include a rearview camera, four high-illumination LED lights and four premium, smooth-glide wiper blades.



Comfort and Safety Features

The heating and air conditioning system helps keep operators comfortable in every season with multiple air vents in the front, rear and floor areas.

Front and door glass defrost vents help improve visibility. The cab's suspension system (CabSus mount) dampens vibrations and provides outstanding protection against impact. Driving shock improvements deliver a smoother ride, even when starting and stopping the dozer.

The hands-free audio system allows operators to choose AM/FM, pair and

connect a Bluetooth® device, make and answer phone calls using hands-free mode and play audio from a USB device.

A variety of features can help improve the safety of operators on the job, including an automatic shutoff sensor that stops the machine if the operator stands up, a seatbelt warning alarm and a rotating beacon.

The dozer meets the safety standards of ROPS (Roll Over Protective Structure) and FOPS (Falling Object Protective Structure) requirements.





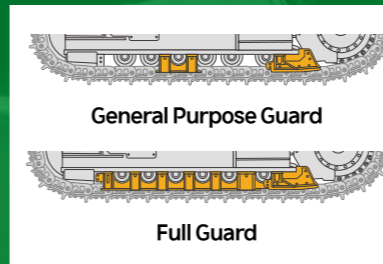
HYUNDAI DURABILITY IN A DOZER

Dozer work can be punishing on machine components. The HYUNDAI dozer is engineered to withstand the most rugged conditions and be easier to maintain – to keep you pushing ahead.

EXCLUSIVE UNDERCARRIAGE DESIGN

HYUNDAI developed a unique dozer undercarriage system to help lower the total cost of operation. Both single- and dual-flange rollers are used for improved durability and long life.

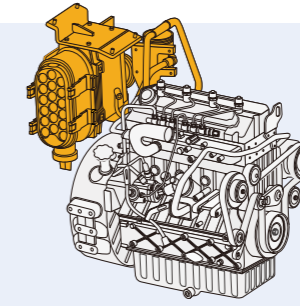
- Dual-flange rollers go outside the chain of the track, and single-flange rollers sit inside the chain of the track. The combination helps ensure that the track stays on the undercarriage, helping to reduce wear and providing greater operator comfort. The DD100 offers convenient and cost-effective maintenance.
- Areas of the undercarriage that naturally experience greater wear and tear are easy to access.



Two track guard options are available, general-purpose and full guard, for exceptional performance and uptime protection.

Trackshoe options are also available to help distribute the load to the ground, based on jobsite conditions.

- Thinner tracks are used for rugged, rocky environments.
- A low-ground pressure option is best for sandy soil conditions.



High-Performance HD Hyundai Engine

The dozer engine combines high performance with fuel efficiency. It delivers the robust power and durability required to take on the most demanding jobs.

Intake System

- A high-efficiency, integrated precleaner helps improve filter life. Filters are lighter and smaller, so when it's time to replace them, it's quick and easy.
- The standard in-line precleaner is integrated with the air cleaner and is more compact to fit in the smaller engine compartment.
- Self-cleaning and maintenance-free, the system can expel all types of mixed debris, including mud, snow, rain, leaves, sawdust and chaff.

Fuel System

- A filter-type high-performance water separator effectively captures moisture in the fuel, reducing impurities and helping minimize any fuel-related issues.
- Standard pre-filters and dual main filters achieve a high degree of purity that minimizes fuel system failures.

Hydraulically Controlled Cooling System

The system offers a reversible fan as a standard feature. Operators can set the fan to automatically reverse at a predetermined time interval.

- The cooling system is located in the rear of the machine instead of in the front. This results in a smaller front engine compartment and improves visibility to the blade.

Easy Maintenance

- Regular inspection points are easily accessible at ground level.
- When maintenance is needed, the dozer cabin tilts up to offer convenient access
- there's no need to disassemble the cab to reach critical components.



HYUNDAI'S REMOTE MANAGEMENT

ECO Mode >> Rearview Camera >>

Blade Shake Feature >>

Smart Touch Display



PREMIUM FEATURES COME STANDARD ON THE HYUNDAI DOZER

To compete and succeed, your equipment needs to maximize jobsite productivity and the bottom line. Hyundai machines do both. To ensure a high return on investment, we add more premium features as standard equipment on every model.

These features are often options that come with an additional cost from other manufacturers.

By including them as standard, Hyundai gives you a competitive edge - helping operators work more efficiently and improving safety during the longest workdays.

HiMATE

Hi MATE

It's convenient, easy and valuable.

Hi MATE, Hyundai's remote management system, utilises GPS-satellite technology to provide customers with the highest level of service and product support available.

ECO Mode

(Selectable Engine Control)

The ECO mode reduces daily fuel consumption up to 5% without sacrificing grading performance by lowering the pump power output when working in lower tractive conditions.

Rearview Camera

The rearview camera provides the operator with an additional view of the dozer's surroundings, increasing confidence and productivity.

Smart Touch Display

An easy-to-read, user-friendly multilingual touchscreen displays all important settings and information including the rearview camera view.

Operators can monitor critical dozer functions and control machine settings.



MONITOR YOUR EQUIPMENT FROM ANYWHERE



ATTACHMENTS

Dozer attachments bring added versatility to the job and are built to Hyundai machine specifications for superior reliability and performance.



Parallel Ripper Attachment

The Hyundai dozer includes piping for an optional ripper attachment, making it easy to add. The ripper attachment features parallel linkage that helps maintain a constant angle to the ground regardless of the height. The ripper attachment helps to quickly break up hard, rugged materials prior to grading.



Towing Draw Bar Attachment

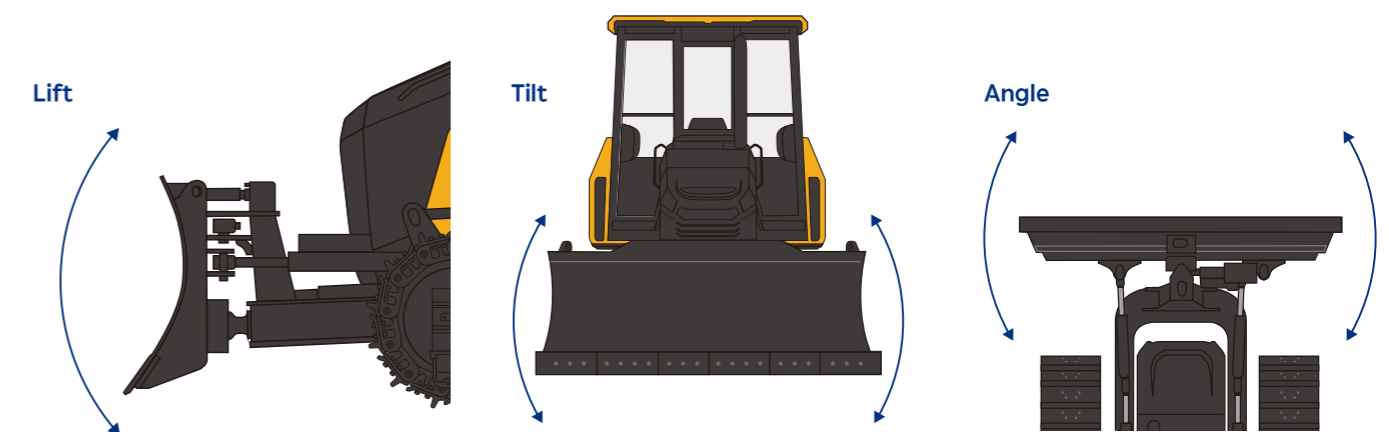
Adding a towing draw bar attachment enables you to use your dozer for towing other equipment around the jobsite.



Two Blade Options

Choose from a standard blade with a 2.9 cu. yd. capacity or a blade for a low-ground pressure configuration offering 3.4 cu. yd. capacity.

Blade Tilt



WORKING RANGE & DIMENSION

ENGINE	
Make	Hyundai
Model	G2 DM03-LED00
Number of cylinders	4
Rated power, gross (hp per SAE J1995)	122.0 hp (91.0 kW) @ 2200 rpm
Rated power, net (hp per SAE J1349)	115.3 hp (86 kW) @ 2200 rpm
Maximum torque, net (SAE J1995)	391 lbf.·ft. (54.0 kfg·m) @ 1400 rpm
Displacement	208 in. ³ (3.4 L)
Bore and stroke	3.9 in. x 4.4 in. (98 mm x 113 mm)
Starter	24 V, 6.7 hp (5.0 kW)
Battery (qty 2)	2 x 12 V, 150 AH
Alternator	24 V, 80 A
Air cleaner	Double element

HYDRAULICS	
Axial Piston	variable displacement
Main pump	103.5 L/min. (27 gpm)
Relief pressure (normal)	265 kg/cm ² (3840 psi)

UNDERCARRIAGE	
Upper rollers (each track)	1
Lower rollers (each track)	7
Number of shoes (links per side)	40

DRIVE SYSTEM	
Travel speed [low – high]	0 – 9.0 km/h (0 – 5.6 mph)
Max. traction force (drawbar pull)	16010 kgf (35296 lbf.)
Max. grade	35° (70%)

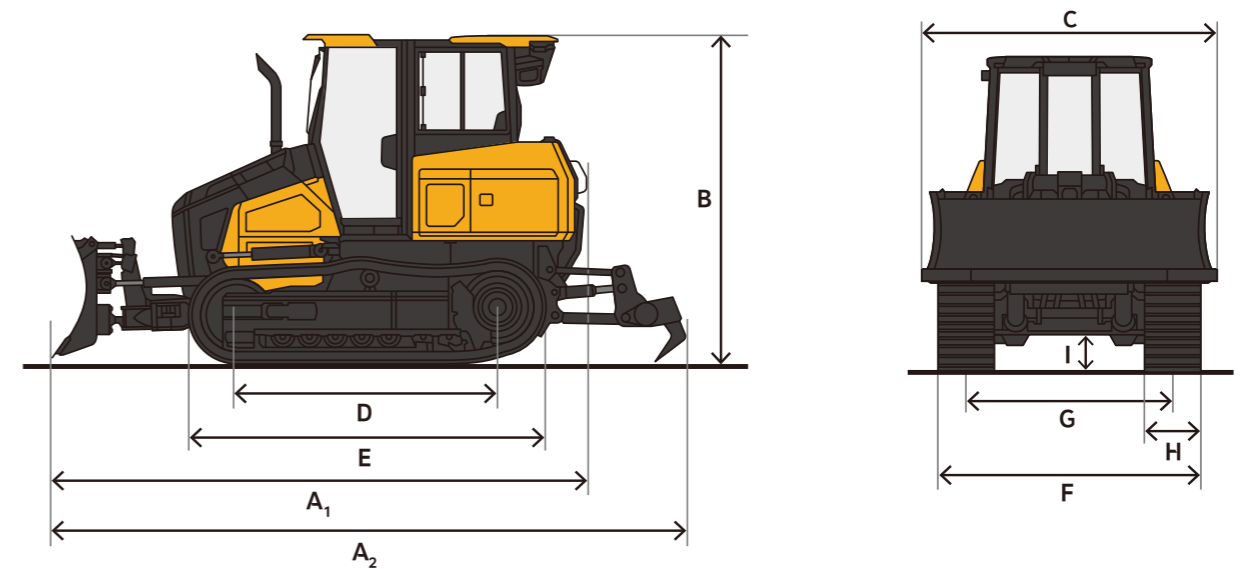
ENVIRONMENT	
Sound level (2000/14/EC)	106 dB(A)
Cabin sound level (ISO 6396)	76 dB(A)

REFILL CAPACITIES	
Fuel tank	190 L (50 gal.)
DEF tank	27 L (7 gal.)
Cooling system (radiator capacity)	23.5 L (6.2 gal.)
Engine oil	14.6 L (3.9 gal.)
Final drive (each side)	7 L (1.8 gal.)
Hydraulic tank	74 L (20 gal.)

HYDRAULIC CYLINDERS	
Blade lift (2) bore x rod diameter x stroke	90mm x 50mm x 347mm (3.5 in x 2.0 in x 13.7 in)
Blade angle (2) bore x rod diameter x stroke	80mm x 45mm x 443mm (3.1 in x 1.8 in x 17.4 in)
Blade rotate (1) bore x rod diameter x stroke	90mm x 50mm x 140mm (3.5 in x 2.0 in x 5.5 in)
Ripper lift bore x rod diameter x stroke	90mm x 50mm x 91mm (3.5 in x 2.0 in x 3.6 in)

The piston rods and cylinder bodies are made of high-strength steel. A shock-absorbing mechanism is fitted in all cylinders to ensure shock-free operation and extended piston life.

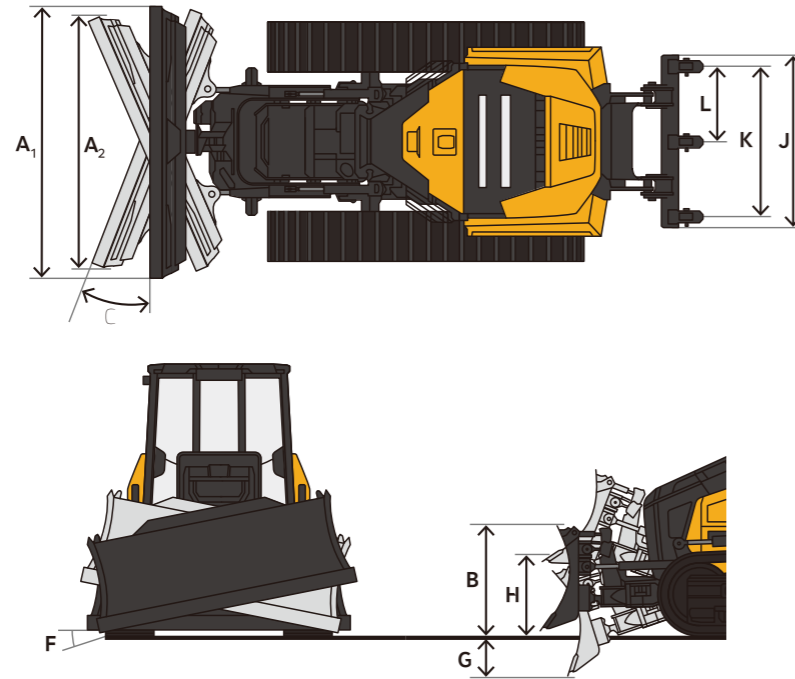
WORKING RANGE & DIMENSION



DIMENSIONS		XL BLADE	LGP BLADE
Blade type		XL	LGP
Overall shipping length	A1	4739 mm (15' 7")	
Overall shipping length (w/ ripper)	A2	5618 mm (18' 5")	
Overall shipping height	B	2900 mm (9' 6")	
Overall shipping width (blade straight)	C	2710 mm (8' 11")	3220 mm (10' 7")
Tumbler length	D	2310 mm (7' 7")	
Overall track length	E	3567 mm (11' 8")	
Undercarriage width	F	2400 mm (7' 10")	2590 mm (8' 6")
Track gauge width	G	1890 mm (6' 2")	
Track grouser width	H	510 mm (1' 8")	700 mm (2' 4")
Ground clearance	I	200 mm (8")	

NOTE: Where applicable, dimensions are in accordance with Society of Automotive Engineers (SAE) and ISO standards. Specifications and design are subject to change without notice. Pictures of HYUNDAI dozers may show other than standard equipment. All dimensions are shown in inches. Respective metric dimensions are enclosed by parentheses. HYUNDAI construction equipment is manufactured with a Quality Management System that is in compliance with ISO 9001:2008. All dimensions are given for HYUNDAI dozers equipped with standard tires.

WORKING RANGE & DIMENSION



WORKING RANGE		XL BLADE	LGP BLADE
Blade type		XL	LGP
Blade capacity (SAE)		2.2 m ³ (2.9 yd ³)	2.6 m ³ (3.4 yd ³)
Blade width	A1	2710 mm (8' 11")	3220 mm (10' 7")
Blade width, max. ang	A2	2410 mm (7' 11")	2863 mm (9' 5")
Blade height	B	1133 mm (3' 9")	
Blade angle, max.	C	± 25°	
Blade rotate, max.	F	± 8°	
Blade tilt (adjustable)*		54° – 59°	
Blade digging depth	G	466 mm (1' 6")	
Blade clearance	H	841 mm (2' 9")	
Ripper penetration, max.*	I	284 mm (11.2")	
Ripper beam width	J	1580 mm (5' 2")	
Ripper, cut width	K	1486 mm (4' 11")	
Ripper, shank distance	L	743 mm (2' 5")	
Ripper departure angle, raised*	M	–	
Operating weight (without ripper)		10700 kg (23589 lb.)	11200 kg (24692 lb.)
Ground pressure		38.6 kPa (5.6 psi)	29.2 kPa (4.2 psi)

*Not shown on diagram

STANDARD & OPTIONAL EQUIPMENT

STANDARD

- Base machine(XL)
- Blade(XL)
- Audio
- Dozing assist control system
- Rotating beacon
- Track guard(normal)
- Telematics(global, cell only)
- Rear view camera
- Seat belt warning
- 500mm XL shoe(with XL blade)

OPTIONAL

- Blade(LGP)
- Rear ripper(with piping)
- Smart machine guidance
- Smart machine control ready KIT
- Forestry guard(cabin)
- Additional work lamp
- Full track guard
- 700mm LGP shoe(with LGP blade)
- Towing draw bar

* Standard and optional equipment may vary. Contact your Hyundai dealer for more information. The machine may vary according to International standards.
 * The photos may include attachments and optional equipment that are not available in your area.
 * Materials and specifications are subject to change without advance notice.
 * All imperial measurements rounded off to the nearest pound or inch.