

HX85A

With EU Stage V Engine Installed

* Photo may include optional equipment.



Head Office(Sales Office)
14F, GLOBAL R&D CENTER, 477 BUNDANG SUSEO-RO, BUNDANG-GU, SEONGNAM-SI, GYEONGGI-DO, 13553, KOREA

PLEASE CONTACT

Gross Power (SAE J1,995)
66.9HP (49.9kW) at 2,400rpm

Net Power (SAE J1,349)
65.0HP (48.5kW) at 2,400rpm

Bucket Capacity
0.25 m³

Operating Weight
8,950 kg / 19,730 lb

WHAT'S NEWEST AND BEST

HX85A

THE BEST PRODUCTIVITY AND FUEL EFFICIENCY

- EU STAGE V Engine **NEW**
- Dozer Float **NEW**
- 2 Pieces Boom **Option**
- Angle Dozer **Option**
- Thumb Bracket **Option**
- Load Sensing System
- Improved Cooling Module
- Improved Fuel Efficiency

EASY CONTROL AND COMFORTABLE OPERATION

- Rear View Camera **Option**
- Pattern Change Valve Switch **Option**
- Smart Key **Option**
- LED Light **Option**
- 2way / 4way option hydraulic **Option**
- Work Mode Selection
- Auto Idle
- Slope Sensor
- New Cabin with Safety and Comfort
- Hydraulic Flow Control from Cluster
- Retractable Seatbelt
- Auto Travel Speed Change



SERVICEABILITY & TELEMATICS

- Hi MATE **Option**
- Centralized Grease Fitting
- Improved Engine & MCV layout
- Mobile Fleet App.



THE BEST PRODUCTIVITY AND FUEL EFFICIENCY

HX Series is equipped with eco-friendly, high-performance engines that meet the EU Stage V emission requirements.



EU STAGE V CERTIFIED ENGINE

YANMAR 4TNV98C engine is satisfying the most strict environmental emission regulation in the world (Reduction in PM 60%)

EU Stage V Engine **NEW**

Euro Stage V emissions certified YANMAR 4TNV98C engine designed for maximum productivity and fuel efficiency.



Load Sensing System

With new load sensing system, operator work smoother regardless of load size. Fuel consumption also reduced because it delivers exact power needed.

BETTER PRODUCTIVITY

New 2 piece boom and angle dozer option can optimize your productivity, with easy control.

1 2 Pieces Boom **Option**

2 pieces boom option can make operator dig dipper and further without moving equipment.

2 Angle Dozer **Option**

Operator can easily fill trench or remove snow with new angle dozer option.



1 2 Pieces Boom

2 Angle Dozer



EASY CONTROL AND COMFORTABLE OPERATION

Many electronic functions are concentrated in the most convenient spot for operators to improve work efficiency. The highly-advanced infotainment system, a product of HCE's intensive information technology development, enables both productivity and comfort while working! HX Series is designed with the operator in mind.



1 Work Mode Selection

Operator can switch Standard / Power mode by clicking power mode switch.

2 Auto Idle

When machine is in idle, engine rpm automatically drops to save fuel.

3 Rear View Camera Option

Operator can turn on rear view camera with one click, provide better safety.

4 Slope Sensor

You can check slope of the machine.

New Cabin with Safety and Comfort

New HX series cabin with ROPS, FOPS provide you safe place to work.





SERVICEABILITY AND TELEMATICS

IoT / ICT / AI-based digital technology.
Creating a smart construction site. Maximizes connectivity, productivity, and safety for successful businesses.



HiMATE

Option

IT'S CONVENIENT, EASY AND VALUABLE

Hi MATE Hyundai's newly developed remote management system, utilizes GPS-satellite technology to provide customers with the highest level of service and product support available. Hi MATE enables users to remotely evaluate machine performance, access diagnostic information, and verify machine locations at the touch of a button.

WHAT IS BENEFITS



Increase Productivity

It helps you operate machines in efficient. You can check the difference between total engine hours and actual working hours. See how productive your machines are and plan any required cost saving solutions. Hi MATE offers working information such as working / idling hours, fuel consumption and rate.



Convenient and Easy Monitoring

There is nothing much to do to monitor your machines. Just log on to the Hi MATE website or mobile application. Hi MATE allows you to watch your machines whenever and wherever you are.



Security

Protect your machines from theft or unauthorized usage with Hi MATE. If the machine moves out of the Geo-fence boundary, you will get alerts.

*Options may include optional equipment.

SPECIFICATIONS

ENGINE

Maker / Model	YANMAR / 4TNV98C-PHYB		
Type	Water cooled, 4 cycle diesel, 4 cylinder in line, direct injection, low emission		
Rated flywheel horse power	SAE J1995 (gross)	66.9 HP (49.9 kW) at 2,400 rpm	
	J1349 (net)	65.1 HP (48.5 kW) at 2,400 rpm	
DIN 6271 / 1 (gross)	67.8 PS (49.9 kW) at 2,400 rpm		
	6271 / 1 (net)	65.9 PS (48.5 kW) at 2,400 rpm	
Max. torque	235 N-m (173 lbf-ft) at 1,560 rpm		
BorexStroke	98 x 110 mm (3.86" x 4.33")		
Piston displacement	3,319 cc (203 cu in)		
Batteries	1 x 12 V x 100 Ah		
Starting motor	12 V x 3.0 kW		
Alternator	12 V x 100 Amp		

HYDRAULIC SYSTEM

MAIN PUMP	
Type	Variable displacement piston pump
Max. flow	144 l/min
Sub-pump for pilot circuit	Gear pump
Cross-sensing and fuel saving pump system.	

HYDRAULIC MOTORS

Travel	Two speed axial piston motor with counter balance valve and parking brake
Swing	Axial piston motor with automatic brake

RELIEF VALVE SETTING

Implement circuits	280 bar
Travel circuits	280 bar
Swing circuit	245 bar
Pilot circuit	35 bar
Service valve	Installed

HYDRAULIC CYLINDERS

No. of cylinder bore x stroke	Boom : 1-120x865 mm (4.7" x 34")
	Arm : 1-100x860 mm (3.9" x 34")
	Bucket : 1-90x685 mm (3.5" x 27.0")
	Boom swing : 1-110x707 mm (4.3" x 27.8")
	Dozer blade (STD) : 1-130x190 mm (4.3" x 5") Dozer blade (Angle) : 1-140x180 mm (5.5" x 7.1") Angle dozer blade : 1-100x461 mm (3.9" x 18.1") Adjust cylinder : 2-95x550 mm (3.7" x 21.6")

NOISE LEVEL (CAB)

NOSIE LEVELS (DYNAMIC VALVE)	
LwA	99 dB
LpA	76 dB

TRAVEL SYSTEM

Drive method	Fully hydrostatic type	
Drive motor	Axial piston motor, in-shoe design	
Reduction system	Planetary reduction gear	
Max. drawbar pull	6,400 kgf (14,110 lbf)	
Max. travel speed (high / low)	Steel track & Road Liner	4.6 km/hr (2.9 mph) / 2.8 km/hr (1.7 mph)
	Rubber track	5.1 km/hr (3.2 mph) / 3.1 km/hr (1.9 mph)
Gradeability	35°(70%)	
Parking brake	Multi wet disc	

CONTROL

Pilot pressure operated joysticks and pedals with detachable lever provide almost effortless and fatigueless operation.

Pilot control	Two joysticks with one safety lever (LH) : Arm swing, Boom swing (RH) : Boom and bucket (ISO)
Traveling and steering	Two levers with pedals
Engine throttle	Electric, dial type

SWING SYSTEM

Swing motor	Axial piston motor
Swing reduction	Planetary gear reduction
Swing bearing lubrication	Grease-bathed
Swing brake	Multi wet disc
Swing speed	9 rpm

COOLANT & LUBRICANT CAPACITY

	liter	US gal	UK gal
Fuel tank	115.0	30.4	25.3
Engine coolant	13.0	3.4	2.8
Engine oil	10.5	2.8	2.3
Final drive (each)	1.1	0.3	0.24
Hydraulic tank	56.0	14.8	12.3
Hydraulic system	109.0	28.8	23.9

UNDERCARRIAGE

X-leg type center frame is integrally welded with reinforced box-section track frames. The undercarriage includes lubricate rollers, track adjusters with shock absorbing springs and sprockets, and rubber track.

Center frame	X - leg type	
Track frame	Pentagonal box type	
No. of cored bal on each side	75 EA	
No. of upper roller on each side	1 EA	
No. of lower roller on each side	5 EA	

OPERATING WEIGHT (APPROXIMATE)

Operating weight, including 3,920 mm (12' 10") 2 pieces boom, 2,100 mm (8' 11") Long Arm, SAE heaped 0.25 m³ (0.33 yd³) digging bucket, lubricant, coolant, hydraulic tank, fuel tank, Add CWT, Quick Coupler, Rubber Track, Operator (75 kg).

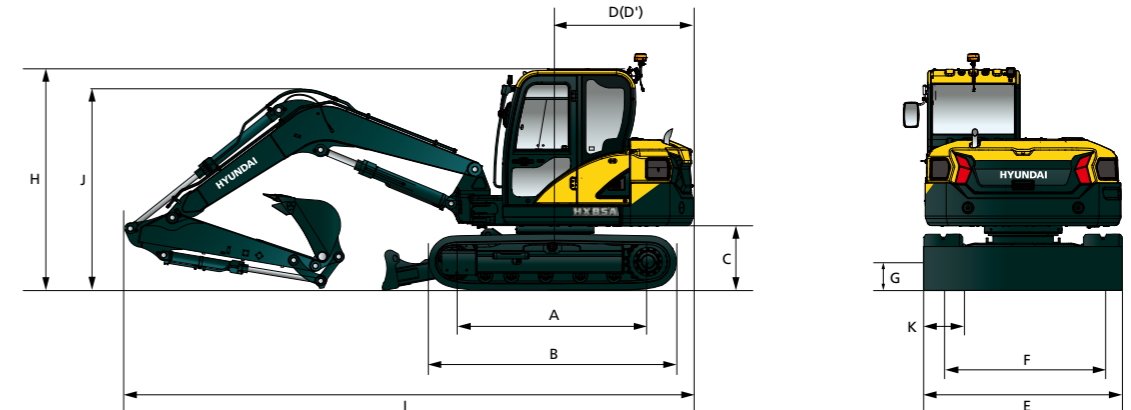
OPERATING WEIGHT

Operating weight	Rubber (450)	8,950 kg (19,730 lb)
Ground Pressure	Rubber (450)	0.40 kg/cm ²

DIMENSIONS & WORKING RANGE

HX85A DIMENSIONS

3.92m (12' 10"), 3.55m (11' 8") boom and 1.75m (5' 9"), 2.1 m (6' 11") arm

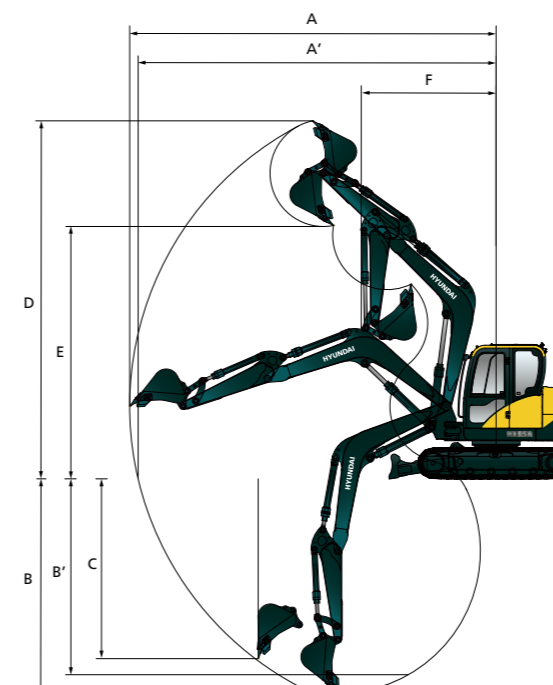


Unit : mm (ft - in)

A Tumbler Distance	2,270 (7' 5")
B Overall Length of Crawler	2,900 (9' 6")
C Ground Clearance of Counterweight	745 (2' 5")
D Tail Swing Radius	1,645 (5' 5")
D' Rear-End Length	1,600 (5' 3")
E Overall Width	2,300 (7' 7")
F Track Gauge	1,850 (6' 1")
G Min. Ground Clearance	360 (1' 2")
H Overall Height of Cab	2,560 (8' 5")

	Mono Boom		2-pieces Boom	
Boom Length	3,550 (11' 8")		3,920 (12' 10")	
Arm Length	1,750 (5' 9")	2,100 (6' 11")	1,750 (5' 9")	2,100 (6' 11")
I Overall Length	6,585 (21' 7")	6,655 (21' 10")	6,790 (22' 3")	6,830 (22' 5")
J Overall Height of Boom	2,175 (7' 2")	2,465 (8' 1")	2,140 (7' 0")	2,455 (8' 1")
K Track Shoe Width	Triple Grouser		Rubber Track	
	450 (18")	600 (24")	450 (18")	

HX85A WORKING RANGE

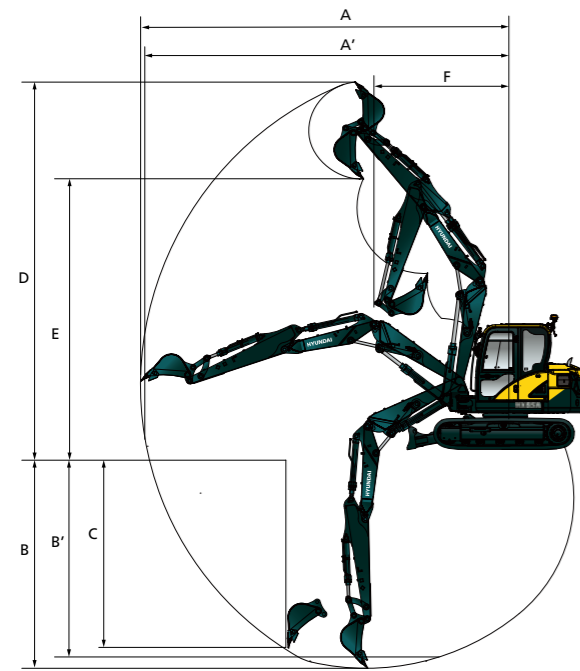


Unit : mm (ft - in)

Boom length	3,550 (11' 8")	
Arm length	1,750 (5' 9")	2,100 (6' 11")
A Max. digging reach	7,090 (23' 3")	7,420 (24' 4")
A' Max. digging reach on ground	6,940 (22' 9")	7,280 (23' 11")
B Max. digging depth	4,240 (13' 11")	4,590 (15' 1")
B' Max. digging depth (8' level)	3,880 (12' 9")	4,270 (14' 0")
C Max. vertical wall digging depth	3,660 (12' 0")	4,010 (13' 2")
D Max. digging height	7,035 (23' 1")	7,290 (23' 11")
E Max. dumping height	5,000 (16' 5")	5,250 (17' 3")
F Min. swing radius	2,560 (8' 5")	2,770 (9' 1")

DIMENSIONS & WORKING RANGE

HX85A WORKING RANGE



Unit : mm (ft.-in)

Boom length	3,920 (12' 10")	
Arm length	1,750 (5' 9")	2,100 (6' 11")
A Max. digging reach	7,550 (24' 9")	7,890 (25' 11")
A' Max. digging reach on ground	7,400 (24' 3")	7,750 (25' 5")
B Max. digging depth	4,260 (14' 0")	4,610 (15' 1")
B' Max. digging depth (8' level)	4,100 (13' 5")	4,460 (14' 8")
C Max. vertical wall digging depth	3,840 (12' 7")	4,185 (13' 9")
D Max. digging height	7,910 (25' 11")	8,230 (27' 0")
E Max. dumping height	5,870 (19' 3")	6,195 (20' 4")
F Min. swing radius	2,470 (8' 1")	2,780 (9' 1")

LIFTING CAPACITY

Rating over-front Rating over-side or 360 degree

HX85A 2-PIECES BOOM

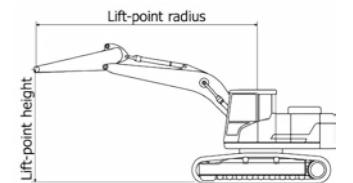
3.92m (12' 10") boom, 1.75m (5' 9") arm equipped with 450mm(18") triple grouser shoe, dozer down position(without bucket)

Lift-point height (m/ft)	Lift-point radius						At max. reach		Reach m (ft)	
	3.0m (9.8ft)		4.5m (14.8ft)		6.0m (19.7ft)		Capacity			
6.0m 19.7ft	kg lb	*2,750 *6,060	*2,750 *6,060					*2,450 *5,400	2,120 4,670	4.11 (13.5)
4.5m 14.8ft	kg lb	*2,580 *5,690	*2,580 *5,690	*2,150 *4,740	1,860 4,100			*1,960 *4,320	1,270 2,800	5.58 (18.3)
3.0m 9.8ft	kg lb			*2,410 *5,310	1,760 3,880	*1,860 *4,100	1,120 2,470	*1,790 *3,950	1,030 2,270	6.29 (20.6)
1.5m 4.9ft	kg lb			*2,720 *6,000	1,630 3,590	*1,900 *4,190	1,070 2,360	*1,680 *3,700	950 2,090	6.52 (21.4)
0.0m 0.0ft	kg lb			*2,660 *5,860	1,550 3,420	*1,770 *3,900	1,050 2,310	*1,550 *3,420	970 2,140	6.34 (20.8)
-1.5m -4.9ft	kg lb	*2,910 *6,420	2,890 6,370	*2,110 *4,650	1,550 3,420			*1,300 *2,870	1,140 2,510	5.71 (18.7)

3.92m (12' 10") boom, 1.75m (5' 9") arm equipped with 450mm(18") triple grouser shoe, dozer up position(without bucket)

Lift-point height (m/ft)	Lift-point radius						At max. reach		Reach m (ft)	
	3.0m (9.8ft)		4.5m (14.8ft)		6.0m (19.7ft)		Capacity			
6.0m 19.7ft	kg lb	*2,750 *6,060	*2,750 *6,060					2,400 5,290	1,950 4,300	4.11 (13.5)
4.5m 14.8ft	kg lb	*2,580 *5,690	*2,580 *5,690	2,090 4,610	1,710 3,770			1,430 3,150	1,170 2,580	5.58 (18.3)
3.0m 9.8ft	kg lb			1,990 4,390	1,620 3,570	1,250 2,760	1,020 2,250	1,150 2,540	940 2,070	6.29 (20.6)
1.5m 4.9ft	kg lb			1,850 4,080	1,490 3,280	1,210 2,670	980 2,160	1,060 2,340	860 1,900	6.52 (21.4)
0.0m 0.0ft	kg lb			1,770 3,900	1,410 3,110	1,180 2,600	950 2,090	1,090 2,400	890 1,960	6.34 (20.8)
-1.5m -4.9ft	kg lb	*2,910 *6,420	2,600 5,730	1,770 3,900	1,410 3,110			1,280 2,820	1,040 2,290	5.71 (18.7)

- 1 | Lifting capacity are based on ISO 10567.
- 2 | Lifting capacity of HX Series does not exceed 75% of tipping load with the machine on firm, level ground or 87% of full hydraulic capacity.
- 3 | The Lift-point is bucket pivot mounting pin on the arm(without bucket mass).
- 4 | (*) indicates load limited by hydraulic capacity.



LIFTING CAPACITY

Rating over-front Rating over-side or 360 degree

HX85A 2-PIECES BOOM

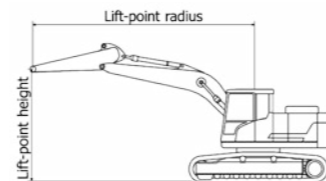
3.92m (12' 10") boom, 2.1m (6' 11") arm equipped with 450mm(18") triple grouser shoe, dozer down position(without bucket)

Lift-point height (m/ft)	Lift-point radius						At max. reach		
	3.0m (9.8ft)		4.5m (14.8ft)		6.0m (19.7ft)		Capacity	Reach	
6.0m 19.7ft	kg lb		*2,110 4,650	1,860 4,100			*2,070 4,560	1,730 3,810	4.68 (15.3)
4.5m 14.8ft	kg lb		*1,990 4,390	1,880 4,140			*1,690 3,730	1,140 2,510	5.99 (19.6)
3.0m 9.8ft	kg lb		*2,280 5,030	1,780 3,920	*1,790 3,950	1,120 2,470	*1,600 3,530	940 2,070	6.64 (21.8)
1.5m 4.9ft	kg lb		*2,640 5,820	1,640 3,620	*1,870 4,120	1,070 2,360	*1,560 3,440	870 1,920	6.86 (22.5)
0.0m 0.0ft	kg lb		*2,690 5,930	1,540 3,400	*1,820 4,010	1,030 2,270	*1,450 3,200	890 1,960	6.69 (22.0)
-1.5m -4.9ft	kg lb	*3,350 7,390	2,830 6,240	*2,270 5,000	1,530 3,370	*1,360 3,000	1,040 2,290	*1,250 2,760	6.10 (20.0)
-3.0m -9.8ft	kg lb	*1,670 3,680	*1,670 3,680	*1,100 2,430	*1,100 2,430		*750 1,650	*750 1,650	4.90 (16.1)

3.92m (12' 10") boom, 2.1m (6' 11") arm equipped with 450mm(18") triple grouser shoe, dozer up position(without bucket)

Lift-point height (m/ft)	Lift-point radius						At max. reach		
	3.0m (9.8ft)		4.5m (14.8ft)		6.0m (19.7ft)		Capacity	Reach	
6.0m 19.7ft	kg lb			2,090 4,610	1,710 3,770		1,940 4,280	1,590 3,510	4.68 (15.3)
4.5m 14.8ft	kg lb			*1,990 4,390	1,740 3,840		1,270 2,800	1,040 2,290	5.99 (19.6)
3.0m 9.8ft	kg lb			2,020 4,450	1,640 3,620	1,260 2,780	1,050 2,310	860 1,900	6.64 (21.8)
1.5m 4.9ft	kg lb			1,860 4,100	1,500 3,310	1,210 2,670	980 2,160	790 1,740	6.86 (22.5)
0.0m 0.0ft	kg lb			1,760 3,880	1,400 3,090	1,160 2,560	1,000 2,200	810 1,790	6.69 (22.0)
-1.5m -4.9ft	kg lb	*3,350 7,390	2,550 5,620	1,750 3,860	1,390 3,060	1,170 2,580	940 2,070	1,150 2,540	6.10 (20.0)
-3.0m -9.8ft	kg lb	*1,670 3,680	*1,670 3,680	*1,100 2,430	*1,100 2,430		*750 1,650	*750 1,650	4.90 (16.1)

- 1 | Lifting capacity are based on ISO 10567.
- 2 | Lifting capacity of HX Series does not exceed 75% of tipping load with the machine on firm, level ground or 87% of full hydraulic capacity.
- 3 | The Lift-point is bucket pivot mounting pin on the arm(without bucket mass).
- 4 | (*) indicates load limited by hydraulic capacity.



Rating over-front Rating over-side or 360 degree

HX85A MONO BOOM

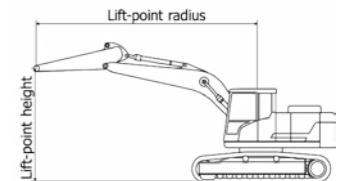
3.55m (11' 8") boom, 1.75m (5' 9") arm equipped with 450mm(18") triple grouser shoe, dozer down position(without bucket)

Lift-point height (m/ft)	Lift-point radius						At max. reach						
	1.5m (4.9ft)		3.0m (9.8ft)		4.5m (14.8ft)		6.0m (19.7ft)		Capacity	Reach			
6.0m 19.7ft	kg lb								*2,280 5,030	*2,280 5,030	3.21 (10.5)		
4.5m 14.8ft	kg lb					*1,890 4,170	*1,890 4,170		*1,910 4,210	1,620 3,570	5.02 (16.5)		
3.0m 9.8ft	kg lb			*2,970 6,550	*2,970 6,550	*2,140 4,720	1,880 4,140		*1,820 4,010	1,270 2,800	5.81 (19.1)		
1.5m 4.9ft	kg lb					*2,620 5,780	1,780 3,920	*1,970 4,340	1,180 2,600	*1,930 4,250	1,160 2,560	6.06 (19.9)	
0.0m 0.0ft	kg lb					*3,620 7,980	3,110 6,860		*2,870 6,330	1,720 3,790	*2,010 4,430	1,190 2,620	5.87 (19.2)
-1.5m -4.9ft	kg lb	*3,910 8,620	*3,910 8,620	*4,210 9,280	3,130 6,900	*2,590 5,710	1,710 3,770		*2,040 4,500	1,430 3,150	5.16 (16.9)		
-3.0m -9.8ft	kg lb			*2,290 5,050	*2,290 5,050				*1,750 3,860	*1,750 3,860	3.57 (11.7)		

3.55m (11' 8") boom, 1.75m (5' 9") arm equipped with 450mm(18") triple grouser shoe, dozer up position(without bucket)

Lift-point height (m/ft)	Lift-point radius						At max. reach						
	1.5m (4.9ft)		3.0m (9.8ft)		4.5m (14.8ft)		6.0m (19.7ft)		Capacity	Reach			
6.0m 19.7ft	kg lb								*2,280 5,030	*2,280 5,030	3.21 (10.5)		
4.5m 14.8ft	kg lb					*1,890 4,170	1,790 3,950		1,800 3,970	1,490 3,280	5.02 (16.5)		
3.0m 9.8ft	kg lb			*2,970 6,550	*2,970 6,550	2,110 4,650	1,740 3,840		1,400 3,090	1,170 2,580	5.81 (19.1)		
1.5m 4.9ft	kg lb					2,000 4,410	1,640 3,620	1,310 2,890	1,090 2,400	1,290 2,840	1,070 2,360	6.06 (19.9)	
0.0m 0.0ft	kg lb					*3,620 7,980	2,820 6,220		1,930 4,250	1,580 3,480	*1,330 2,930	1,100 2,430	5.87 (19.2)
-1.5m -4.9ft	kg lb	*3,910 8,620	*3,910 8,620	3,660 8,070	2,850 6,280	1,930 4,250	1,570 3,460		1,590 3,510	1,310 2,890	5.16 (16.9)		
-3.0m -9.8ft	kg lb			*2,290 5,050	*2,290 5,050				*1,750 3,860	*1,750 3,860	3.57 (11.7)		

- 1 | Lifting capacity are based on ISO 10567.
- 2 | Lifting capacity of HX Series does not exceed 75% of tipping load with the machine on firm, level ground or 87% of full hydraulic capacity.
- 3 | The Lift-point is bucket pivot mounting pin on the arm(without bucket mass).
- 4 | (*) indicates load limited by hydraulic capacity.



LIFTING CAPACITY

Rating over-front Rating over-side or 360 degree

HX85A MONO BOOM

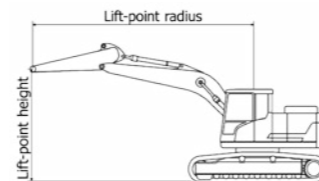
3.55m (11' 8") boom, 2.1m (6' 11") arm equipped with 450mm(18") triple grouser shoe, dozer down position(without bucket)

Lift-point height (m/ft)		Lift-point radius								At max. reach		
		1.5m (4.9ft)		3.0m (9.8ft)		4.5m (14.8ft)		6.0m (19.7ft)		Capacity		Reach
												m (ft)
6.0m	kg									*1,930	*1,930	3.88
19.7ft	lb									*4,250	*4,250	(12.7)
4.5m	kg					*1,660	*1,660			*1,630	1,430	5.43
14.8ft	lb					*3,660	*3,660			*3,590	3,150	(17.8)
3.0m	kg			*2,480	*2,480	*1,950	1,900	*1,760	1,210	*1,560	1,150	6.15
9.8ft	lb			*5,470	*5,470	*4,300	4,190	*3,880	2,670	*3,440	2,540	(20.2)
1.5m	kg			*4,440	3,250	*2,480	1,790	*1,890	1,170	*1,650	1,060	6.39
4.9ft	lb			*9,790	7,170	*5,470	3,950	*4,170	2,580	*3,640	2,340	(21.0)
0.0m	kg			*3,720	3,090	*2,830	1,710	*1,960	1,140	*1,860	1,090	6.21
0.0ft	lb			*8,200	6,810	*6,240	3,770	*4,320	2,510	*4,100	2,400	(20.4)
-1.5m	kg	*3,290	*3,290	*4,490	3,090	*2,690	1,690			*1,910	1,270	5.56
-4.9ft	lb	*7,250	*7,250	*9,900	6,810	*5,930	3,730			*4,210	2,800	(18.2)
-3.0m	kg			*2,950	*2,950					*1,810	*1,810	4.16
-9.8ft	lb			*6,500	*6,500					*3,990	*3,990	(13.7)

3.55m (11' 8") boom, 2.1m (6' 11") arm equipped with 450mm(18") triple grouser shoe, dozer up position(without bucket)

Lift-point height (m/ft)		Lift-point radius								At max. reach		
		1.5m (4.9ft)		3.0m (9.8ft)		4.5m (14.8ft)		6.0m (19.7ft)		Capacity		Reach
												m (ft)
6.0m	kg									*1,930	*1,930	3.88
19.7ft	lb									*4,250	*4,250	(12.7)
4.5m	kg					*1,660	*1,660			1,590	1,320	5.43
14.8ft	lb					*3,660	*3,660			3,510	2,910	(17.8)
3.0m	kg			*2,480	*2,480	*1,950	1,750	1,340	1,110	1,280	1,070	6.15
9.8ft	lb			*5,470	*5,470	*4,300	3,860	2,950	2,450	2,820	2,360	(20.2)
1.5m	kg			3,790	2,960	2,010	1,650	1,300	1,080	1,180	980	6.39
4.9ft	lb			8,360	6,530	4,430	3,640	2,870	2,380	2,600	2,160	(21.0)
0.0m	kg			3,620	2,800	1,920	1,570	1,270	1,050	1,210	1,000	6.21
0.0ft	lb			7,980	6,170	4,230	3,460	2,800	2,310	2,670	2,200	(20.4)
-1.5m	kg	*3,290	*3,290	3,620	2,800	1,900	1,550			1,420	1,170	5.56
-4.9ft	lb	*7,250	*7,250	7,980	6,170	4,190	3,420			3,130	2,580	(18.2)
-3.0m	kg			*2,950	2,890					*1,810	1,790	4.16
-9.8ft	lb			*6,500	6,370					*3,990	3,950	(13.7)

- 1 | Lifting capacity are based on ISO 10567.
- 2 | Lifting capacity of HX Series does not exceed 75% of tipping load with the machine on firm, level ground or 87% of full hydraulic capacity.
- 3 | The Lift-point is bucket pivot mounting pin on the arm(without bucket mass).
- 4 | (*) indicates load limited by hydraulic capacity.



BUCKET SELECTION GUIDE & DIGGING FORCE

BUCKETS

Capacity m ³ (yd ³)		Width mm (in)		Weight kg (lb)	Tooth (EA)	Recommendation mm (ft.in)			
						3,550 (11' 8")Boom	3,550 (11' 8")Boom	3,920 (12' 10")Boom	3,920 (12' 10")Boom
SAE Heaped	CECE Heaped	Without Side cutters	With Side cutters			1,760 (5' 9")Arm	2,100 (6' 11")Arm	1,760 (5' 9")Arm	2,100 (6' 11")Arm
0.25 (0.33)	0.21 (0.27)	672 (26.5")	796 (31.3")	188 (0.410)	4	●	●	●	●
0.28 (0.37)	0.25 (0.33)	672 (26.5")	830 (32.7")	250 (0.550)	4	●	●	■	■

- : Applicable for materials with density of 2,100 kgf/m³ (3,500 lbf/yd³) or less
- : Applicable for materials with density of 1,800 kgf/m³ (3,000 lbf/yd³) or less
- : Applicable for materials with density of 1,500 kgf/m³ (2,500 lbf/yd³) or less
- ▲ : Applicable for materials with density of 1,200 kgf/m³ (2,000 lbf/yd³) or less
- x : Not Recommended

DIGGING FORCE

Arm	Length	mm (ft.in)	1,750 (5' 9")	2,100 (6' 11")
	Weight	kg (lb)	167 (368)	194 (428)
Bucket Digging Force	SAE	kN	52.9(58.5)	53.0(58.7)
		kgf	5,389.5(5,967.0)	5,401.0(5,979.7)
		lbf	11,881.8(13,154.9)	11,907.2(13,183.0)
	ISO	kN	61.5(68.1)	61.6(68.3)
		kgf	6,268.1(6,939.7)	6,283.9(6,957.2)
		lbf	13,818.8(15,299.3)	13,853.7(15,338.0)
Arm Crowd Force	SAE	kN	39.7(43.9)	35.7(39.5)
		kgf	4,042.0(4,475.0)	3,639.5(4,029.5)
		lbf	8,911.0(9,865.8)	8,023.8(8,883.5)
	ISO	kN	41.4(45.9)	37.1(41.1)
		kgf	4,221.6(4,674.0)	3,782.4(4,187.7)
		lbf	9,307.1(10,304.3)	8,338.8(9,232.3)

Note : Arm weight includes bucket cylinder, linkage, and pin

STANDARD / OPTION

ENGINE	STD	OPT
YANMAR 4TNV98C Engine	●	
HYDRAULIC SYSTEM		
INTELLIGENT POWER CONTROL		
Load Sensing Hydraulic	●	
Engine Auto Idle	●	
Engine Auto Shutdown with Smart Key		●
CAB & INTERIOR		
ISO STANDARD CABIN		
Windshield Wiper	●	
Radio / USB Player	●	
12 V Power Outlet	●	
Horn	●	
All-Weather Steel Cab with 360° Visibility	●	
Safety Glass Windows	●	
Sliding Fold-In Front Window	●	
Sliding side window	●	
Lockable Door	●	
Storage Compartment & Ashtray	●	
Sun Visor	●	
Door and Cab Locks, One Key	●	
Cabin Light (Normal / LED)	●	
AUTOMATIC CLIMATE CONTROL		
Air Conditioner & Heater	●	
Defroster	●	
Starting Aid (Air Grid Heater) for Cold Weather	●	
CENTRALIZED MONITORING		
Engine speed	●	
Fuel level gauge	●	
Engine coolant temperature gauge	●	
Fuel level	●	
Engine oil pressure	●	
Engine coolant temperature	●	
Hyd. oil temperature	●	
Low battery	●	
Air cleaner clogging	●	
Fuel prefilter	●	
SEAT		
Fabric seat & Mechanical Suspension with heater	●	
Leather seat & Mechanical Suspension with heater		●
CABIN FOPS (ISO 10262) LEVEL 1		
FOPS (Falling-Object Protective Structures)	●	
CABIN ROPS(ISO 12117-2)		
ROPS (Roll Over Protective Structure)	●	
Adjustable Console Height	●	

SAFETY	STD	OPT
Battery master switch	●	
Rearview camera		●
Two front working light (Normal)	●	
Two front working light (LED)		●
Travel alarm	●	
Rear work lamp (Normal / LED)		●
Beacon lamp (LED)		●
Automatic swing brake	●	
Safety lock valve for boom cylinder with overload warning device		●
Safety lock valve for arm cylinder		●
Swing Parking System	●	
Outside rearview mirror	●	
ATTACHMENT		
BOOMS		
3.55 m	●	
3.92 m 2 pieces		●
ARMS		
1.75 m	●	
2.10 m		●
OTHERS		
Thumb Bracket		●
Additional Counterweight		●
Hi MATE (Remote Management System)		●
Batteries (12V x 100 AH)	●	
Fuel filler pump		●
Double-acting piping kit (clamshell, etc.)	●	
Rotating Piping Kit		●
Quick coupler piping		●
Quick coupler		●
Accumulator for lowering work equipment	●	
Pattern change valve (2 patterns)		●
Travel Speed Auto Shift Down	●	
Tool kit	●	
UNDERCARRIAGE		
Dozer Blade	●	
Dozer Float	●	
4 Way Angle Dozer Blade		●
TRACK SHOES		
Triple grouser shoes (450 mm, 18")		●
Triple grouser shoes (600 mm, 24")		●
Rubber track (450 mm, 18")	●	
Rubber PAD (450 mm, 18")		●

* Standard and optional equipment may vary. Contact your Hyundai dealer for more information. The machine may vary according to International standards.

* The photos may include attachments and optional equipment that are not available in your area.

* Materials and specifications are subject to change without advance notice.

* All imperial measurements rounded off to the nearest pound or inch.

MEMO