

HG260 HG320



HD HYUNDAI
CONSTRUCTION EQUIPMENT

Head Office(Sales Office)

11F, GLOBAL R&D CENTER, 477 BUNDANG SUSEO-RO, BUNDANG-GU, SEONGNAM-SI, GYEONGGI-DO, 13553, KOREA

PLEASE CONTACT

Model	Engine		Transmission	Moldboard	Operating Weight
HG260	Cummins QSL8.9	194kW (264 hp)	6 Fwd / 3 Rev Gears	4,420 mm	19.5 ton
HG320	Cummins QSM11	246kW (336 hp)		4,615 mm	28 ton

POWER TO LEVEL BUILT FOR EVERY SURFACE

Built for the demands of mining, our new motor graders combine precision and reliability to deliver smooth, efficient grading on rugged terrains. Designed to enhance productivity and handle challenging conditions. It's the ideal solution for your mining projects!

THE BEST PRODUCTIVITY AND FUEL EFFICIENCY

- High Performance and fuel-efficient engine
- Reliable and proven transmission
- Strong A&U-shaped drawbar and optimal curvature moldboard
- Wide tires (20.5-25-16PR L-2, 18.00-25-32PR)
- Bright and long-lasting LED lights
- Safe wet brake (OPT for HG260, STD for HG320)
- Durable overload-protected turbine box
- AWD for enhanced performance (Only for HG320) **Option**

Motor Grader

THE ULTIMATE SAFE AND COMFORTABLE OPERATION

- Spacious cabin with excellent visibility
- Dual(Lever & Pedal) throttle control
- ROPS Frame
- Air-conditioner
- Adjustable Control Console
- Suspension Seat
- Beacon Lamp (Amber) **Option**
- Cab soft package (OPT for HG260, STD for HG320)

CONVENIENT MAINTENANCE

- Easy access to service areas
- Disconnect switch
- Replaceable wear inserts
- Centralized Lubrication system **Option**
- Convenient cat walk(Only for HG320)

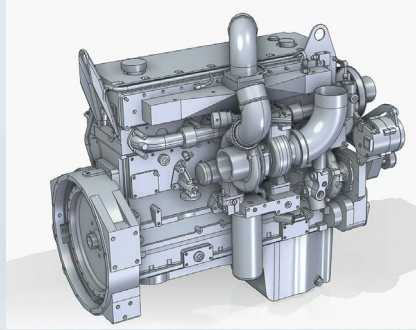
WORK TOOLS AND ATTACHMENTS

- Durable frame and attachments
- Ripper (5, 7 shanks) **Option** **Option**
- Front Dozer **Option** **Option**



HIGH PERFORMANCE AND LOW EMISSION ENGINE

HYUNDAI MOTOR GRADERS, Cummins turbocharged engine, realizes high productivity and low fuel consumption. Durable mechanical inline fuel injection system provides precise throttle control and thus it delivers higher work speeds with high horsepower.



RELIABLE AND PROVEN TRANSMISSION

ZF-technology powershift transmission is best matched with Cummins engine and is reliable and easy to operate, suited for all types of working conditions.



DURABLE OVERLOAD-PROTECTED TURBINE BOX

Overload-protected turbine box prevents damage from overload, ensuring operator and equipment safety. Increased durability, extends the lifespan of critical components by avoiding excessive strain.




IMPROVED BRAKING PERFORMANCE OF WET BRAKE (FOR HG320)

Wet brake provides stronger braking power, especially under heavy loads. The liquid helps dissipate heat, reducing the risk of brake overheating, which makes heat dissipation more effective.



DRAWBAR, CIRCLE AND MOLDBOARD

The drawbar is composed of strong A & U-shaped frame for strength durability, and precise blading control. The heat-treated rotating ring structure is equipped with four turntable of inner gear guide type, can obtain 360° smooth rotation. The moldboard provides optimal curvature that helps move all soil types quickly and efficiently.



THE BEST PRODUCTIVITY AND FUEL EFFICIENCY



ENHANCED ACCESSIBILITY TO MAINTENANCE AREAS

Side-open engine hood doors improve accessibility to service points for daily check and replacing filters.



HG320 is equipped with cat walk, which is easy access to maintenance areas, allowing for efficient upkeep and enhancing overall convenience for operators.




DISCONNECT SWITCH

For maintenance, the batteries can be disconnected with this switch when repairing the machine or checking batteries.



REPLACEABLE WEAR INSERTS

High load resistant wear inserts are installed between the blade mounting group and moldboard. It can be replaced easily and helps keep components tight for fine grading.



CONVENIENT MAINTENANCE





THE ULTIMATE SAFE AND COMFORTABLE OPERATION

• INTELLIGENT & WIDE CLUSTER (FOR HG320)

The upgraded cluster enhanced features enhanced convenience and a large visible area, improves layout for easier access to controls and visibility of information. And the intuitive design for simplified operation.



• MULTI FUNCTIONAL JOYSTICK (FOR HG320)

RCV lever provides superior precision in control, ergonomic design for operator comfort, multifunctional capabilities to streamline operations.

• SUSPENSION SEAT

Suspension seat provides better cushioning and support, reducing fatigue during long periods of sitting. Absorbs shocks and vibrations, enhancing overall operation quality.

• ADJUSTABLE CONTROL COLUMN

The control column moves back and forth and the operator easily gets in and out of the operator compartment. The steering wheel also tilts to suit the operator's preference.



• POWERFUL AIR CONDITIONAL

Air conditional provides both cooling and heating functions, making it suitable for any seasons. The system delivers a strong airflow, ensuring effective temperature regulation.




ENHANCED VISIBILITY

Around view camera provides various views, helping operators better observe their surrounding and reduce blind spots. Monitor surrounding obstacles and personnel in real-time, lowering accident risks and ensuring safe operations.



LED LIGHTS

Bright and long-lasting LED lights are applied to Cabin (Front/Rear) and attachment.



CABIN HAND RAIL IMPROVEMENT

Handle design on the cabin door is improved and offers better convenient while operator get on and off the cabin.



Moldboard

The moldboard is responsible for cutting, lifting, and redistributing material to achieve a smooth and level surface. The HG260 has a 14ft moldboard, while the HG320 features a 15ft moldboard. The HG320 also offers an AWD OPT, which increases the moldboard length to 16ft.



Front Dozer Option

The front Dozer is a front mounted equipment used for spread-ing materials such as gravel piles or blading at the front of the machine where is difficult to access with the moldboard.



Ripper(Rear) Option

Digs up hard material cannot be removed by the moldboard. The ripper accommodate 7 shanks, which enhance breaking power. With 7 shanks, the ripper provides powerful penetration into tough soil, rocks, or compacted materials, making it highly effective for heavy-duty tasks.



WORK TOOL AND ATTACHMENTS



SPECIFICATION

ENGINE		
	HG260	HG320
Model	Cummins QSL8.9	Cummins QSM11
Type	Vertical 6-cylinder air-cooled 4 stroke	
Aspiration	turbocharged aftercooling	
No. of cylinders	6	
Piston displacement	8.9 L	10.8 L
Horsepower - Gross	194kw/2200rpm	246kw/2100rpm
Maximum torque	1200N.m/1500	1674N.m/1400
Air cleaner	Dry type	Dry type
Electrical	28V, 110A	24V, 110A
Battery	12V*2: 750cca	12V*2: 1100cca

TRANSMISSION AND TORQUE CONVERTER		
	HG260	HG320
Speed (at rated engine speed)	Forward / Reverse (km/h)	
1st	5.81/6.31	5.5/5.5
2nd	8.91/14.97	8.6/13.3
3rd	14.2/34.92	13.3/29
4th	21.64	20.3
5th	33.22	29
6th	48.86	43

TANDEM DRIVE		
	HG260	HG320
Oscillating welded box section	620*215 mm	720*269 mm
Side wall thickness	Inner	25 mm
	Outer	25 mm
Wheel axle spacing	1594 mm	1886 mm
Tandem oscillation	± 13 °	± 13 °

FRONT AXLE		
	HG260	HG320
Type	Solid bar construction welded steel sections	
Ground clearance at pivot	855 mm	830 mm
Wheel lean angle, right or left	± 17 °	± 17 °
Oscillation, total	32 °	32 °

REAR AXLE		
	HG260	HG320
Alloy steel, heat treated, full floating axle with lock/unlock differential	NO-SPIN differential	

STEERING		
	HG260	HG320
Hydraulic power steering providing stopped engine steering meeting ISO 5010	Hydraulic power steering	
Minimum turning radius	8.6 mm	9 mm
Maximum steering range, right or left	45 °	49 °
Articulation	± 25 °	± 25 °

BRAKES		
	HG260	HG320
Service brake	Foot operated, hydraulically actuated on four tandem wheels, caliper-disk braking 22200cm ² total braking surface	Foot operated, hydraulically actuated on four tandem wheels, wet braking
Parking brake	Flexible shaft control, drum brake	Hydraulic brake, disc brake

FRAME		
	HG260	HG320
Height	300 mm	380 mm
Width	250 mm	356 mm
Side	16 mm	16 mm
Upper, Lower	25 mm	28 mm

DRAWBAR		
	HG260	HG320
Drawbar frame	A-shaped, u-section press formed and welded construction for maximum strength with a replaceable drawbar ball	
	186*20 mm	192*22 mm

CIRCLE		
	HG260	HG320
	Four circle support shoes with replaceable wear surface. Circle teeth hardened on front 180° of circle	
Diameter (outside)	1,575 mm	1,820 mm
CIRCLE REVERSING CONTROL HYDRAULIC ROTATION	360 °	

MOLDBOARD		
	HG260	HG320
	Hydraulic power shift fabricated from high carbon steel. Includes replaceable metal wear inserts, cutting edge and bits. Cutting edge and end bits are hardened.	
Dimensions	4420*688*25 mm	4615*695*25 mm
Arc radius	380 mm	435 mm
Cutting edge	204*20 mm	204*25 mm

FRAME		
	HG260	HG320
Circle center shift	Right	980 mm
	Left	550 mm
Moldboard side shift	Right	685mm
	Left	715 mm
Maximum shoulder reach outside rear tire (frame straight)	Right	1,970 mm
	Left	2,230 mm
Maximum lift above ground	425 mm	515 mm
Maximum cutting depth	470 mm	735 mm
Maximum blade angle, right or left	90 °	90 °
Blade tip angle	36-66 °	23-73 °

HYDRAULICS		
	HG260	HG320
Output (at engine rated prm)	167 L/min	155 L/min
Maximum system pressure	23 MPa	25 MPa

SPECIFICATION

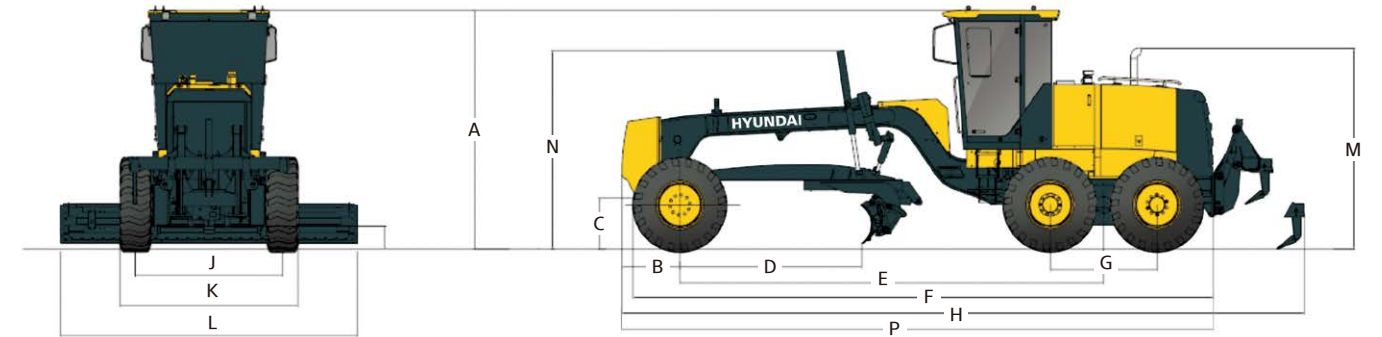
INSTRUMENT		HG260	HG320
Gauge	Standard	Engine coolant temperature, fuel level, speed meter, T/M shift indicator, engine tachometer torque converter oil temperature,	
Warning lights / indicator	Standard	Battery charge, brake oil pressure, directional indicator, engine oil pressure, heater signal, parking brake, torque converter oil temperature, rpm set, torque converter gear pressure	Battery charge, brake oil pressure, directional indicator, engine oil pressure, heater signal, parking brake, torque converter oil temperature, rpm set, torque converter gear pressure, steering system pressure alarm

CAPACITIES (REFILLING)		
	HG260	HG320
Fuel tank	475 L	541 L
Cooling system	37.8 L	76 L
Crank case	20 L	30 L
Transmission	35 L	40 L
Final drive	25 L	35 L
Tandem housing (each)	50*2 L	60*2 L
Hydraulic system	100 L	200 L

OPERATING WEIGHT (APPROXIMATE)			
		HG260	HG320
Includes lubricants, coolant, full fuel tank	Total	19,500 kg	28,000 kg
	On rear wheels	13,300 kg	19,600 kg
	On front wheels	2,700 kg	8,400 kg
With rear mounted ripper and front push plate	Total	19,500 kg	28,000 kg
	On rear wheels	13,300 kg	19,600 kg
	On front wheels	2,700 kg	8,400 kg

RIPPER (OPTIONAL)		
	HG260	HG320
Ripping depth, maximum	189 mm	423 mm
Ripper shank holders	5-teeth (optional)	7-teeth (optional)
Ripper shank holder spacing	500 mm	445 mm
Machine length increase, beam raised	977 mm	1,390 mm

DIMENSIONS



Item	Description	HG260	HG320
A	Height to Top of Non-ROPS Cabin	3650mm	3700mm
B	Center of Front Axle to counterweight	775mm	992mm
C	Ground Clearance to Center Front Axle	875mm	798mm
D	Length of Front Axle to Moldboard	2965 mm	3050mm
E	Length of Front Axle to Mid Tandem	6710mm	7760mm
F	Length of Front Tire to Rear of Machine	9360mm	10625mm
G	Length of Between Tandem Axles	1696mm	1886mm
H	Length of Between Counterweight to Ripper	10307mm	12500mm
J	Width of Tire Center Lines	2396mm	2555mm
K	Width of Outside Tires	2920mm	3200mm
L	Width of Moldboard	3966mm	4620mm
M	Height to Exhaust Stack	2744mm	3145mm
N	Height to Top of Cylinders	2902mm	3180mm
O	Ground Clearance to Trans. Case	540mm	645mm
P	Standard, F-CWT & R-CWT	9850mm	10810mm

STANDARD/OPTION

DESCRIPTION	HG260	HG320
A/C-WITH HEATER	●	●
CABIN-INTERIOR SOFT TRIM	○	●
LAMP-BEACON-AMBER	○	○
AUTOGREASE-WITH	○	○
CABIN-ROPS	●	●
MULTIFUNCTIONAL JOYSTICK	X	●
AWD	X	○
CATWALK	X	●
AROUND VIEW	●	●
OPT ATT-FRONT DOZER ONLY	○	○
OPT ATT-RIPPER (5-SHANK) ONLY	○	X
OPT ATT-RIPPER (7-SHANK) ONLY	X	○
OPT ATT-FRONT DOZER+RIPPER(5-SHANK)	○	X
OPT ATT-FRONT DOZER+RIPPER(7-SHANK)	X	○