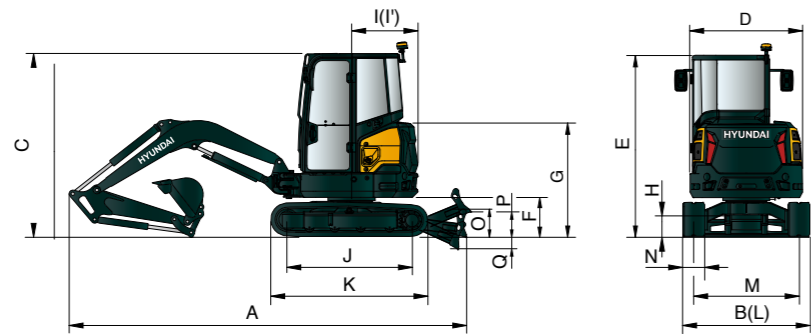


HX55A CR  
**DIMENSIONS & WORKING RANGE**

www.hd-hyundaice.com

**HX55A CR DIMENSIONS**



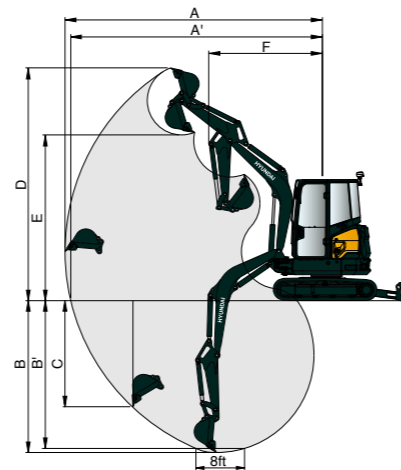
Unit : mm (ft/in)

DIMENSIONS	HX55A CR
Operating weight	5,489 (12,100)
A Overall length	5,490 (18' 0")
B Overall width	2,000 (6' 7")
B Overall width with Dozer	2,000 (6' 7")
C Overall height	2,555 (8' 5")
D Overall width of upperstructure	1,850 (6' 1")
E Overall height of cab	2,555 (8' 5")
F Ground clearance of counterweight	608 (2' 0")
G Overall height of engine hood	1,605 (5' 3")
H Minimum ground clearance	215 (0' 8")
I Rear-end distance	1,175 (3' 10")
I' Rear-end swing radius	1,175 (3' 10")
J Distance between tumblers	2,000 (6' 7")
K Undercarriage length (without grouser)	2,515 (8' 3")
L Undercarriage width	2,000 (6' 7")
M Track gauge	1,600 (5' 3")
N Track shoe width, standard	400 (1' 4")
O Height of blade	350 (1' 2")
P Ground clearance of blade up	410 (1' 4")
Q Depth of blade down	580 (1' 11")

\* All equipment dimension is based on cabin, standard boom/arm and counterweight.

WORKING RANGE	HX55A CR	HHX55A CR (LONG ARM)
A Max digging reach	5,990 (19' 8")	6,230 (20' 5")
A' Max digging reach on ground	5,850 (19' 2")	6,100 (20' 0")
B Max digging depth	3,500 (11' 6")	3,750 (12' 4")
B' Max digging depth (8 ft level)	3,095 (10' 2")	3,380 (11' 1")
C Max vertical wall digging depth	2,650 (8' 8")	2,900 (9' 6")
D Max digging height	5,570 (18' 3")	5,740 (18' 10")
E Max dumping height	3,860 (12' 8")	4,035 (13' 3")
F Min swing radius	2,540 (8' 4")	2,580 (8' 6")

\* All equipment dimension is based on cabin, standard boom/arm and counterweight.




Head Office(Sales Office)  
 14F, GLOBAL R&D CENTER, 477 BUNDANG SUSEO-RO, BUNDANG-GU, SEONGNAM-SI, GYEONGGI-DO, 13553, KOREA

PLEASE CONTACT

# HX55A CR

With Tier 4 final / Stage V Engine Installed



**Gross Power**  
 35.5KW(47.6HP)at 2,400 rpm

**Net Power**  
 33.6KW(45.0HP)at 2,400 rpm

**Bucket Capacity**  
 0.15 m<sup>3</sup> (0.20 yd<sup>3</sup>)

**Operating Weight**  
 5,489 kg (12,100 lbs)

# WHAT'S NEWEST AND BEST

HX55A CR

## THE BEST PRODUCTIVITY AND FUEL EFFICIENCY

- Tier 4 final / Stage V Engine with Turbo Charger
- Auto Engine Idle
- Load Sensing Hydraulic System **NEW**
- Compact Radius Swing
- 2way & 4way Aux. Line with Proportional Control **Option**
- Quick Coupler Piping **Option**
- Dozer Blade Floating **NEW**
- Angle Dozer **Option**
- Boom Swing Function
- Long Arm and Heavy Counterweight **Option**

## EASY CONTROL AND COMFORTABLE OPERATION

- Digital Cluster **NEW**
- Auxiliary Pressure Adjustment
- Centralized Switch Console **NEW**
- Pattern Change Valve with Better Accessibility **Option**
- Heating & A/C system (cabin)
- Spacious & Comfortable New Cabin
- Improved Visibility
- Auto-Shift Travel Speed

## NEW EXTERIOR DESIGN FOR ROBUSTNESS AND SAFETY

- ROPS / OPG Cabin/Canopy **Option**
- Standard Boom/Arm/Bucket Cylinder Guard **NEW**
- New Designed Attachment for Durability
- Optimized Hydraulic Layout



## THE ULTIMATE SAFE ENVIRONMENT

- Safety Belt Warning Alarm
- Emergency Engine Stop Switch
- Travel Alarm
- FOG protective structure **Option**
- LED Work Light & Beacon Lamp **Option**
- Boom and Arm Safety Valves **Option**
- Anti-theft System

## SERVICEABILITY AND TELEMATICS

- Hi MATE **NEW** **Option**
  - Mobile Fleet App
- Fully Accessible MCV & Engine **NEW**
- 2-Piece Dozer Hose **NEW**
- Standard Tilting Cabin **NEW**

\* Photo may include optional equipment.

## Tier 4 final / Stage V Certified Engine

The new engine meets Tier 4 final / Stage V emission regulations without AdBlue, allowing for reduced maintenance costs for after-treatment devices. Also, the new engine is equipped with a turbocharger, allowing it to operate smoothly at high altitudes.



# THE BEST PRODUCTIVITY AND FUEL EFFICIENCY

The HX55A CR is equipped with eco-friendly, high-performance engines that meet the Tier 4 final / Stage V emission requirements.

### Auto Engine Idle

Introducing our auto engine idle feature, which optimizes fuel efficiency by reducing RPM when the equipment is not in use.

### Load Sensing Hydraulic System

The HX55A CR is equipped with a load sensing hydraulic system that provides only the flow and the pressure as required by the connected load. Controlling both the pressure and the flow allows for a significant reduction in losses, improvement of circuit efficiencies, and enhancement of the service life of the system.

### Dozer Floating

Dozer floating function enables the excavator blade to glide smoothly over the surface of the ground, ensuring a precise finish without damaging the surface.

### Angle Dozer

Angle dozer option allows you to quickly and easily switch between digging, grading, and leveling tasks, saving you time and increasing efficiency on the job site.

### Compact Radius Swing

The minimized rear overhang of the HX55A CR allows it to rotate freely, significantly enhancing its maneuverability and safety. This design feature reduces the risk of damage to surrounding structures, ensuring that the equipment can operate efficiently in confined spaces.

### 2way & 4way Aux. Line with Proportional Control Option

Proportional control switch with better speed control helps operators to enlarge the operation convenience whenever they do time-consuming work. The roller switch on both joysticks allows to operate multi-function work tools in an efficient way.

### Quick Coupler Piping

The HX55A CR excavators come with a factory-fitted hydraulic line, enabling the operation of any hydraulic quick coupler. This feature allows for quick and efficient tool changes without the operator needing to leave the cabin, improving productivity and convenience on the job site.



\* Photo may include optional equipment.

# NEW EXTERIOR DESIGN FOR ROBUSTNESS AND SAFETY

The true value of HX55A CR lies in its durability and high productivity. The robust upper and lower frame structure can endure external shock and heavy work loads. Attachment performance has been proven through rigorous field testing. No matter how tough the working environment is, you can always rely on the HYUNDAI Excavator.



\* Photo may include optional equipment.

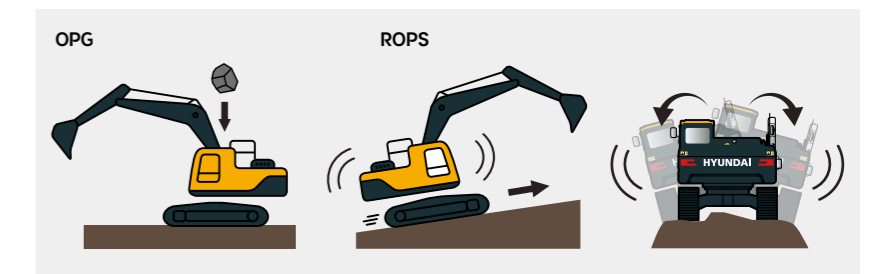
## We make the best performance in rough working conditions without any unsureness with trustworthy HX55A CR

The HX55A CR is equipment with eco-friendly, high-performance engines that meet the EU Stage V emission requirement. Become a true leader on the ground with HX55A CR.

### \* ROPS Cabin and Canopy

The cabin structure of Hyundai HX A Series is using integrally welded low-stress, high strength steel to meet ROPS and FOG certification.

- ROPS : Roll-Over Protective Structures ISO12117-2
- OPG : Operator Protective Guard, ISO10262 **Option**



### Standard Boom/Arm/Bucket Cylinder Guard **NEW**

We have added new cylinder guards to the boom, arm, and bucket of our excavator to provide increased protection for the hydraulic cylinders. These guards effectively shield the cylinders from damage caused by debris and other external factors, reducing the risk of downtime and costly repairs.



### Improved Attachment Durability

Our upgraded attachments are designed to withstand the toughest work environments, featuring reinforced steel components and advanced welding techniques to ensure maximum strength and longevity.

### Optimized Hydraulic Hose Layout

The HX55A CR now features an optimized hydraulic hose layout, providing improved maintenance accessibility and efficiency.



\* Photo may include optional equipment.

# EASY CONTROL AND COMFORTABLE OPERATION

Introducing our new Spacious & Comfortable Cabin. The cabin has been designed with operator comfort and convenience in mind, with optimized ergonomics and advanced features that allow you to work with greater ease and efficiency. With its spacious interior and high-visibility design, our new cabin offers an unparalleled level of comfort and safety, ensuring that you can work for extended periods without fatigue or discomfort.

## Digital Cluster

New 5 inch LCD cluster of HX55A CR allows you easily control excavator setting - like Aux. flow rate adjustment. Our digital cluster also offers features for component lifecycle management and daily maintenance. Our console features a centralized layout with intuitive switches and controls that allow you to easily and quickly access all critical functions and operations. ly operation time management.



## Centralized Switch Console

HX55A CR console features a centralized layout with intuitive switches and controls that allow you to easily and quickly access all critical functions and operations.

## Proportional Auxiliary Hydraulic System Option


Proportional control switch with better speed control helps operators to enlarge the operation convenience whenever they do time-consuming work. And this function can be switched with pedal valve in cluster setting menu.

## Pattern Change Valve Option

The HX55A CR now features a pattern change valve conveniently located inside the cabin, allowing for easy accessibility and operation.

## Improved Visibility

Experience a whole new level of visibility with our latest cabin design. Our engineers have worked tirelessly to enhance the visibility from the cabin, providing you with a wider and more expansive field of view. The new design allows for better sightlines in all directions, giving you a clear and unobstructed view of your surroundings.



## Heating & A/C system as standard (with cabin)

The HX55A CR comes ready-equipped with an integrated heating & air-conditioning system, providing a comfortable working environment inside the cabin at all climate conditions.

## Auto-Shift Travel Speed

The auto shift travel speed feature on our excavator allows for seamless transitioning between high and low travel speeds, improving overall efficiency and productivity on the job site. This automated feature allows the operator to focus on the task at hand while the machine takes care of speed adjustments.

## HX55A CR with advanced technology ensures our safety on a construction site.

The HX55A CR excavators are products of Hyundai's spirit of initiative, creativity, and strong drive. Our engineers, who are the best in the industry, have worked tirelessly to offer a zero-defect product. The new HX55A CR reflects customers' needs in the field gleaned by thorough monitoring.

### Safety Belt Warning Alarm **NEW**

The HX55A CR now features a safety belt warning alarm to ensure that the operator is properly secured before starting the engine.

### Emergency Engine Stop Switch

With just a push of a button, the engine will immediately shut off, ensuring the safety of the operator and those around the machine.

### Travel Alarm

The alarm emits a loud and distinct sound to notify nearby workers and pedestrians, reducing the risk of accidents and ensuring compliance with industry safety regulations.

### LED Work lamp & Beacon lamp **Option**

The HX55A CR excavators are equipped with powerful LED worklights & beacon lamp that provide excellent visibility in low-light conditions, ensuring safe and efficient operation at any time of day or night.

### Boom and Arm, Dozer Safety Valves **Option**

The HX55A CR is equipped with safety valves on both the boom and arm, which automatically activate in the event of hydraulic hose damage or loss of pressure to prevent sudden drops.

### Anti-theft System

The system includes a password-protected ignition key to prevent the engine from starting without the correct key. Additionally, there is an optional GPS tracker (Hi MATE) available that allows you to quickly locate the machine in case of theft.

# THE ULTIMATE SAFE ENVIRONMENT

The true value of HX55A CR lies in its durability. The robust frame structure and the attachments show the real value of HX55A CR in tough working environments and promise higher productivity.



\* Photo may include optional equipment.

# SERVICEABILITY AND TELEMATICS

IoT / ICT / AI-based digital technology.  
Creating a smart construction site. Maximizes connectivity, productivity, and safety for successful businesses.



\* Photo may include optional equipment.

## Hi MATE

Option

### IT'S CONVENIENT, EASY AND VALUABLE

Hi MATE, Hyundai's newly developed remote management system, utilizes GPS-satellite technology to provide customers with the highest level of service and product support available. Hi MATE enables users to remotely evaluate machine performance, access diagnostic information, and verify machine locations at the touch of a button.

### WHAT IS BENEFITS



#### Increase Productivity

It helps you operate machines in efficient. You can check the difference between total engine hours and ctual working hours. See how productive your machines are and plan any required cost saving solutions. Hi MATE offers working information such as working / idling hours, fuel consumption and rate.



#### Convenient and Easy Monitoring

There is nothing much to do to monitor your machines. Just log on to the Hi MATE website or mobile application. Hi MATE allows you to watch your machines whenever and wherever you are.



#### Security

Protect your machines from theft or unauthorized usage with Hi MATE. If the machine moves out of the Geo-fence boundary, you will get alerts.

### Mobile Fleet App. Option

The new Mobile App is optimized to fleet management. It provides productivity, health insights based on telematics technology and enables fleet owner just focus on most wanted equipment in view of economical usage, utilization, fault codes and maintenance. The new Mobile App sorts equipment in order of eco-index, utilization-index and fault code level automatically so that urgent equipment pops up automatically.



Hi MATE Fleet App HCE-DT AIR App


### Fully Accessible MCV & Engine NEW

The cowl, which is a full open type, allows for easy access to both the MCV and engine. In addition, the layout of the MCV and engine has been optimized for better serviceability.



### 2-Piece Dozer Hose NEW

The HX55A CR excavator's dozer is designed with a hydraulic hose that is a 2-piece type, providing easy and convenient maintenance. This design allows for easy replacement of individual hoses in case of damage, reducing maintenance time and costs.



### Standard Tilting Cabin NEW

Our excavators are equipped with a tilting cabin, allowing for easy access to components like the swing motor. This innovative design improves serviceability and reduces downtime, as maintenance tasks can be completed quickly and efficiently.



# HX55A CR SPECIFICATIONS

## ENGINE

Maker / Model	YANMAR/4TNV86CT	
Type	4 cycle, Inline, Water-Cooled Diesel	
Rated flywheel horse power		
SAE	J1995 (gross)	35.5 KW(47.6 HP)at 2,400 rpm
	J1349 (net)	33.6 KW(45.0 HP)at 2,400 rpm
Max. torque	176.6 N.m(130.3 lb.ft) at 1,560 rpm	
Bore x stroke	86 mm(3.39") X 90 mm(3.54")	
Piston displacement	2,091 cc(127.6 in <sup>3</sup> )	

## HYDRAULIC SYSTEM

<b>MAIN PUMP</b>	
Type	Load sensing system
Max. flow	138L(36.5 gal)

## HYDRAULIC MOTORS

Travel	Two fixed displacement axial piston motors
Swing	Fixed displacement axial piston motor

## RELIEF VALVE SETTING

Implement circuits	254 kgf/cm <sup>2</sup> (3,613 psi)
Travel circuit	285 kgf/cm <sup>2</sup> (4,060 psi)
Swing circuit	350 kgf/cm <sup>2</sup> (4,980 psi)

## HYDRAULIC CYLINDERS

Boom	1-95 x 643 mm (3.7" x 25.3")
Arm	1-85 x 710 mm (3.3" x 28.0")
Bucket	1-80 x 590 mm (3.1" x 23.2")
Boom swing	1-80 x 525 mm (3.1" x 20.7")
Dozer blade (STD)	1-115 x 212 mm (4.5" x 8.3")
Dozer blade (Angle)	1-115 x 212 mm (4.5" x 8.3")
Angle swing	1-95 x 335 mm (3.7" x 13.2")

## DIGGING FORCE

Bucket digging force (ISO)	4,340 kgf (9,567 lbf)
Arm digging force (ISO)	2,744 kgf (6,050 lbf)

## TRAVEL SYSTEM

Drive method	Fully hydrostatic type
Drive motor	Two fixed displacement axial piston motors
Reduction system	2-stage planetary
Max. drawbar pull	5,662 kgf (12,480 lbs)
Max. travel speed (high / low)	4.7 km(2.9 mile) / 2.6 km(1.6 mile)
Gradeability	35°(70 %)
Parking brake	Automatic, spring applied hydraulic released

## CONTROLS

Pilot pressure operated joysticks and pedals with detachable lever provide almost effortless and fatigueless operation.

Pilot control	Two joysticks with one safety lever (LH) : Arm and Swing (RH) : Boom and Bucket (ISO)
Traveling and steering	Two levers with pedals
Engine throttle	Electric, dial type

## SWING SYSTEM

Swing motor	Fixed displacement axial piston motor
Swing reduction	2 - stage planetary
Swing circuit lubrication	Grease-bathed
Swing brake	Multi wet disc
Swing speed	10.1 rpm

## COOLANT & LUBRICANT CAPACITY

Fuel tank	125L (33.0 gal)
Engine coolant	11.5L (3.0 gal)
Engine oil	7.4L (2.0 gal)
Final drive (each)	1L (0.3 gal)
Hydraulic tank	44L (11.6 gal)

## UNDERCARRIAGE

X-leg type center frame is integrally welded with reinforced box-section track frames. The undercarriage includes lubricated rollers, track adjusters with shock absorbing springs and sprockets, and rubber shoes.

Center frame	X-leg type
Track frame	Pentagonal box type
No. of carrier roller on each side	1
No. of track roller on each side	5

## OPERATING WEIGHT (APPROXIMATE)

Operating weight, including 2,800 mm (9' 2") boom, 1,400 mm (4' 7") std arm, SAE heaped 0.15 m<sup>3</sup> (0.20 yd<sup>3</sup>) digging bucket, rubber track, lubricant, coolant, full fuel tank, full hydraulic tank, 435 kg (960 lb) counterweight and all standard equipment.

Operating weight	5,489 kg(12,100 lbs)
Ground pressure	0.32 kgf(4.55 psi)

# HX55A CR LIFTING CAPACITY

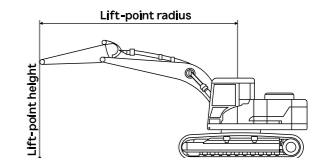
Rating over-front Rating over-side or 360 degree

## HX55A CR

2.8 m (9' 2") boom, 1.4 m (4' 7") arm equipped with 400mm (1' 3") rubber track, dozer down position. (without bucket)

Lift-point height (m/ft)	Lift-point radius								At max. reach		
	2.0 m (6.6 ft)		3.0 m (9.8 ft)		4.0 m (13.1 ft)		5.0 m (16.4 ft)		Capacity	Reach	
4.0m 13.1ft	kg								*1,120	970	3.97
	lb								*2,470	2,140	(13.0)
3.0m 9.8ft	kg				*1,070	960			*1,100	740	4.68
	lb				*2,360	2,120			*2,430	1,630	(15.4)
2.0m 6.6ft	kg		*1,670	1,440	*1,250	930	*1,110	660	*1,110	650	5.03
	lb		*3,680	3,170	*2,760	2,050	*2,450	1,460	*2,450	1,430	(16.5)
1.0m 3.3ft	kg		*2,250	1,340	*1,470	890	*1,160	650	*1,140	630	5.12
	lb		*4,960	2,950	*3,240	1,960	*2,560	1,430	*2,510	1,390	(16.8)
0.0m 0.0ft	kg		*2,430	1,310	*1,590	870			*1,180	650	4.95
	lb		*5,360	2,890	*3,510	1,920			*2,600	1,430	(16.3)
-1.0m -3.3ft	kg	*2,690	2,590	*2,260	1,310	*1,510	860		*1,210	740	4.51
	lb	*5,930	5,710	*4,980	2,890	*3,330	1,900		*2,670	1,630	(14.8)
-2.0m -6.6ft	kg	*2,740	2,650	*1,700	1,340				*1,180	1,010	3.65
	lb	*6,040	5,840	*3,750	2,950				*2,600	2,230	(12.0)

- | 1 | Lifting capacity are based on ISO 10567.
- | 2 | Lifting capacity of HX Series does not exceed 75% of tipping load with the machine on firm, level ground or 87% of full hydraulic capacity.
- | 3 | The Lift-point is bucket pivot mounting pin on the arm(without bucket mass).
- | 4 | (\*) indicates load limited by hydraulic capacity.
- | 5 | All lifting capacity is based on cabin, standard boom/arm and counterweight.



# HX55A CR STANDARD & OPTIONAL EQUIPMENT

## ENGINE

	STD	OPT
Electrical controlled Yanmar engine with Turbo charger	●	
Double-element air filter	●	
Auto ideling system	●	
Water separator with filter	●	
Electric fuel filler pump		○

## HYDRAULIC SYSTEM

	STD	OPT
Load-sensing hydraulic system	●	
Two-speed travel with auto-shift	●	
Floating dozer blade	●	
Angle dozer blade		○
Proportional Aux. control	●	
2 way Aux. hydraulic line for grapple	●	
4 way Aux. hydraulic line for rotating		○
Divert valve for 2 way hydraulic	●	
Adjustable Aux. flow on cluster	●	

## CABIN

	STD	OPT
ROPS (Roll-over Protective structure, ISO3471)	●	
OPS (Operator Protective Guard) Level 1	●	
FOG Guard		○
Mechanical suspension seat with leather cover	●	
Mechanical suspension seat with heating		○
Retractable seatbelt with warning alarm	●	
Heating & Air Conditioning	●	
Travel levers with foot pedals	●	
Emergency hammer for exit	●	
Power-assisted front window	●	
Rear view camera		○
Travel alarm	●	
LED beacon lamp		○
5" Digital cluster with IP68 water & dust proof	●	
Radio with USB	●	
12V power socket	●	
Side & Rear Mirrors	●	
Cup holder	●	
Pat tern change valve inside cabin		○
Horn	●	

## CANOPY

	STD	OPT
ROPS (Roll-over Protective structure, ISO3471)	●	
OPS (Operator Protective Guard) Level 1	●	
FOG Guard		○
Adjustable Mechanical Suspension Seat	●	
Retractable seatbelt with warning alarm	●	
Travel levers with foot pedals	●	
5" Digital cluster with IP68 water & dust proof	●	
12V power socket	●	
Side Mirror	●	
Cup holder	●	

## WORKING EQUIPMENT

	STD	OPT
Compact radius	●	
Boom swing function	●	
Arm with thumb bracket		○
1,400mm standard arm	●	
1,650mm long arm		○
Hyundai quick coupler		○
Thumb bracket on arm		○
Factory fit thumb		○
Quick coupler piping		○
Additional counter weight option (+150 kg)		○
Safety valves for Boom/Arm/Dozer		○
Overload warning alarm		○
Travel & Swevel motor with discs brake	●	
1 LED work light on boom	●	
2 LED work lights on cabin		○

## UNDERCARRIAGE

	STD	OPT
400mm Rubber track	●	
400mm Steel track		○
Interchagability bewteen rubber and steel track	●	

## HI-MATE

	STD	OPT
Hi-Mate		○