

HX60G/HX80G
STANDARD / OPTION

HYDRAULIC SYSTEM		STD	OPT
HX60G	HX80G		
Load Sensing System		●	
ATTACHMENT			
HX60G	HX80G		
Boom 3.00m (9'10")	Boom 3.72m (9'10")	●	
Arm 1.55m (5'1")	Arm 1.62m (5'1")	●	
—	Long Arm 1.90m (6'3")		●
Bucket 0.25m ³ (0.33yd ³)	Bucket 0.28m ³ (0.37yd ³)	●	
—	Bucket 0.3m ³ (0.39yd ³)		●
Bucket None			●
Quick Coupler Mechanical			●
CABIN & INTERIOR			
HX60G	HX80G		
Smart Key + Start Button		●	
Cabin Front Lower Guard			●
SAFETY			
HX60G	HX80G		
Boom Light		●	
Beacon Lamp			●
Travel Alarm			●
Rear View Camera			●
UNDERCARRIAGE			
HX60G	HX80G		
Track Shoe 400mm	Track Shoe 450mm	●	
Track Shoe 500mm	Track Shoe 600mm		●
Rubber for Rail Interlocking			●
OTHERS			
HX60G	HX80G		
Breaker Piping 1 Way			●
Breaker Piping 2 Way			●
Breaker			●
Piping Quick Coupler			●
Hydraulic Oil VG46		●	
Hydraulic Oil VG68 for Tropical			●
Hydraulic Oil VG32 for Cold Area			●



Head Office(Sales Office)
14F, GLOBAL R&D CENTER, 477 BUNDANG SUSEO-RO, BUNDANG-GU, SEONGNAM-SI, GYEONGGI-DO, 13553, KOREA

PLEASE CONTACT

HX60G/HX80G

with Tier 2 Engine installed



Engine Power

HX60G 36.2kW/2,100rpm
HX80G 46.3kW/2,200rpm

Operating Weight

HX60G 5,850kg
HX80G 7,540kg

Bucket Capacity

HX60G 0.25m³
HX80G 0.28m³

HYUNDAI

Outstanding Production Efficiency and Fuel Economy

HX60G/HX80G

Optimal Match between Fuel and Operational Efficiency

The HX series equipment is equipped with an engine that meets the Tier 2 emission standards, achieving energy efficiency with low consumption. The engine ensures efficient and complete diesel combustion, significantly enhancing performance. The multi-stage fuel filtration system ensures the engine's durability while reducing harmful gas emissions, making it more environmentally friendly.



YANMAR Engine

Equipped with a Yanmar engine, with a larger displacement. At the same engine speed, the equipment provides more sufficient power for operations, ensuring work efficiency.

Advanced Hydraulic System

LS Load Sensing System

Enhanced Operational Performance

- The hydraulic oil provided by the LS hydraulic system is proportional to the RCV lever movement.
- It can proportionally distribute the hydraulic system flow, regardless of the load size.
- Save fuel as it eliminates the need for hydraulic merging.
- By increasing hydraulic oil flow during travel, both traction and travel speed are improved.

Maintenance Stable Performance with Various Attachments

The LS system is the ideal solution for various attachments and hydraulic devices. Regardless of the hydraulic load conditions, it allows for continuous control and multiple actions, ensuring stable rotational speed.


Excellent Stability

The length of the lower body has been increased to increase stability. With increased stability, heavier workpieces can be handled and rougher work can be easily completed. Workers also have less concerns about stability when working with high loads, which reduces fatigue.



HYUNDAI Customized Hydraulic Components

Equipped with a high-displacement main pump, providing low speed and high flow for faster operation speed and higher work efficiency; optimized main control valve oil circuit design for better coordination of movements.



Improved Convenience

Button Ignition Switch Air Conditional Vents



Intelligent engine start replacing traditional key, enhancing operational convenience.



Improving air conditioning system with 5 air vents, perfectly enhancing cooling and heating performance.

Brand New LED Cluster



Password unlocking, adjustable throttle speed for each gear, fault reminder, and display of water temperature, engine speed, fuel level, working hours, etc.

Centralized Console



The air conditional controller has a temperature display, standard radio, USB, Bluetooth, and other entertainment features for convenience and comfort.



BRAND NEW INTELLIGENT CABIN

To reduce operator fatigue, improve the sealing and convenience of the cabin, and create a comfortable operating environment for the operator. Standard equipped with a suspension seat, push-button ignition start, front and rear air conditioning vents and an openable front window, etc.



Versatile Tool Box



Designed for easy access and secure storage

Multiple LED Work Light




Enhance nighttime work illumination

The hydraulic oil level gauge



The hydraulic oil level gauge is located in an easily accessible location for the operator to easily check the oil level.

A large capacity battery



It is equipped with a large capacity battery and is highly stable, so it can withstand cold weather.



ENHANCED USABILITY AND SAFETY



▲ HX60G



▲ HX80G

Three-door design engine hood

The larger space by three-door design engine hood makes maintenance and servicing more convenient.

The protective covers are equipped with a standard dust mesh for better protecting the radiator and engine space.

SPECIFICATIONS

ENGINE			
		HX60G	HX80G
Model		4TNV94L-BVLKC	4TNV98-ZCSLKC
Type		Water cooled, 4 cycle diesel 4cylinders in line, direct injection, low emission	
Rated Flywheel Horsepower	Gross	36.2kW at 2,100 rpm	46.3kW at 2,200rpm
	Net	34.4kW at 2,100 rpm	44.1kW at 2,200rpm

HYDRAULIC SYSTEM			
		HX60G	HX80G
Main Pump		Variable displacement piston pumps	
Types of		Variable displacement piston pumps	
Max. flow		151L/min (39.8 US gpm/33.2 UK gpm)	156L/min (41.2 US gpm/34.3 UK gpm)
System		Load sensing system	

		HX60G	HX80G
Hydraulic Motors		Axial piston motor with counter balance valve and parking brake	
Travel		Axial piston motor with automatic brake	
Swing		Axial piston motor with automatic brake	

		HX60G	HX80G
Relief Valve Setting		26 Mpa	
MCV Operating Pressure		28 Mpa	
Swing Motor Operating Pressure		24 Mpa	
Travel Motor Operating Pressure		26 Mpa	

		HX60G	HX80G
Hydraulic Cylinders		No. of Cylinder-Rod Dia X Bore X Stroke	
Parts		No. of Cylinder-Rod Dia X Bore X Stroke	
Boom		1-60 mm X 110 mm X 662 mm	1-65 mm X 110 mm X 885 mm
Arm		1-55 mm X 90 mm X 735 mm	1-60 mm X 90 mm X 900 mm
Buckets		1-50 mm X 85 mm X 613 mm	1-55 mm X 80 mm X 730 mm

TRAVEL SYSTEM			
		HX60G	HX80G
Drive Method		Full hydrostatic type	
Drive Motor		Axial piston motors	
Reduction System		Planetary reduction gear	
Max. Travel Speed		4.2 km/h (2.6 mph) / 2.5 km/h (1.6 mph)	4.0 km/h (2.5 mph) / 2.8 km/h (1.7 mph)
Gradeability		30° (57.7%)	
Parking Brake		Multi Wet Disc	
Max. Drawbar Pull		52 kN	75 kN

CONTROLS

Pilot pressure operated joysticks and pedals with detachable lever provide almost effortless and fatigueless operation.

		HX60G	HX80G
Pilot Control		Two joysticks with one safety lever (LH): Arm and swing (RH): Boom and bucket (ISO)	
Travelling and Steering		Two levers with pedals	
Engine Throttle		Electric, Dial type	

SWING SYSTEM

		HX60G	HX80G
Swing Motor		Axial piston motor	
Swing Reduction		Planetary gear reduction	
Swing Bearing Lubrication		Grease-bathed	
Swing Brake		Multi Wet Disc	
Swing Speed		11.0 rpm	10.5 rpm

COOLANT AND OIL CAPACITY

		HX60G	HX80G
Fuel Tank		130L (33.34 US gal, 28.6 UK gal)	134L (35.4 US gal, 29.48 UK gal)
Hydraulic Tank		80L (21.13 US gal, 17.6 UK gal)	90L (23.78 US gal, 19.8 UK gal)

UNDERCARRIAGE

X-leg type center frame is intergrally welded with reinforced box-section track frames. The undercarriage includes lubricate rollers, track adjusters with shock absorbing springs and sprockets, and track chain with triple grouse shoes.

		HX60G	HX80G
Center frame		X- leg type	
Track frame		Pentagonal box type	
Number of shoes		40 (each side)	38 (each side)
Number of Carrier Rollers		1 (each side)	
Number of track rollers		5 (each side)	

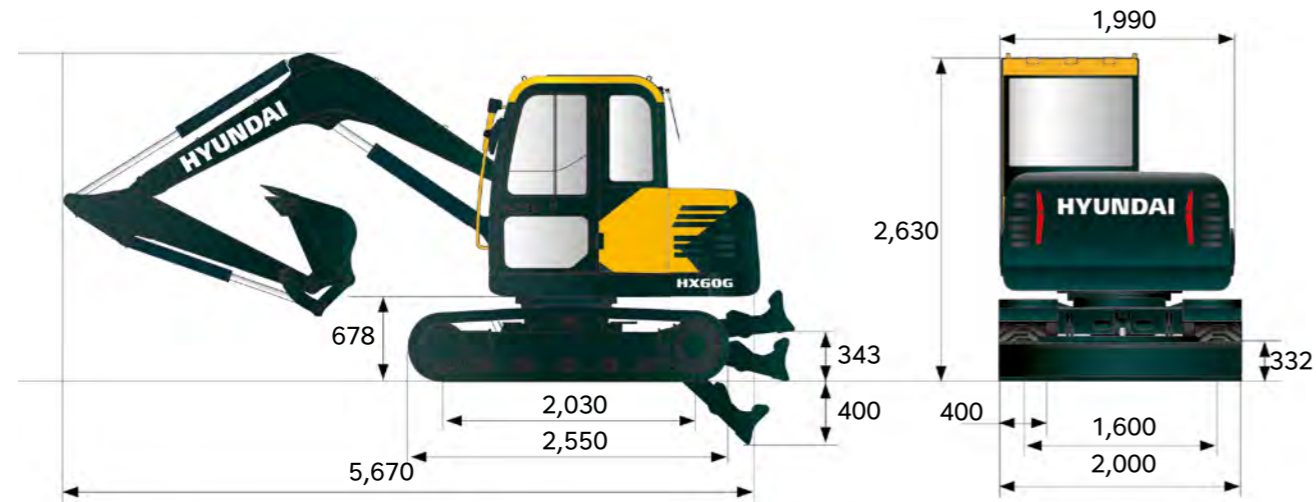
DIGGING FORCE (ISO)

		HX60G	HX80G
Bucket digging force		40kN	56kN
Arm digging force		28kN	38kN

HX60G DIMENSIONS & WORKING RANGE

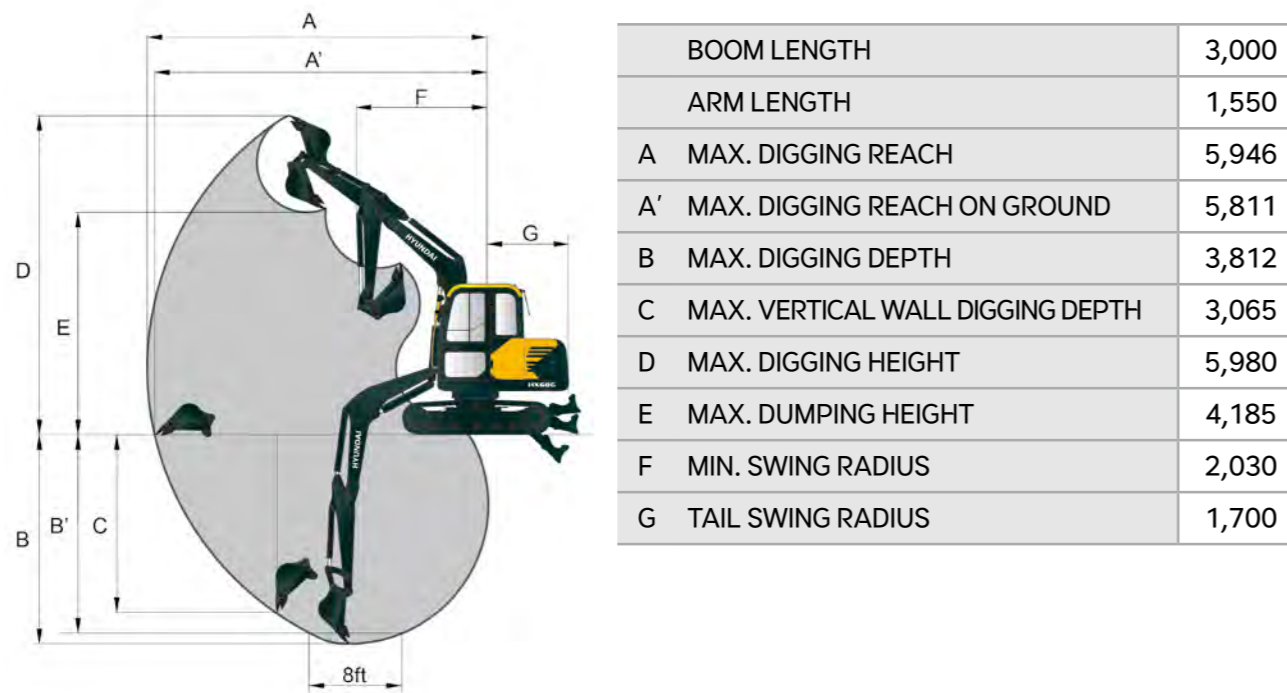
Dimensions

unit: mm



Working range

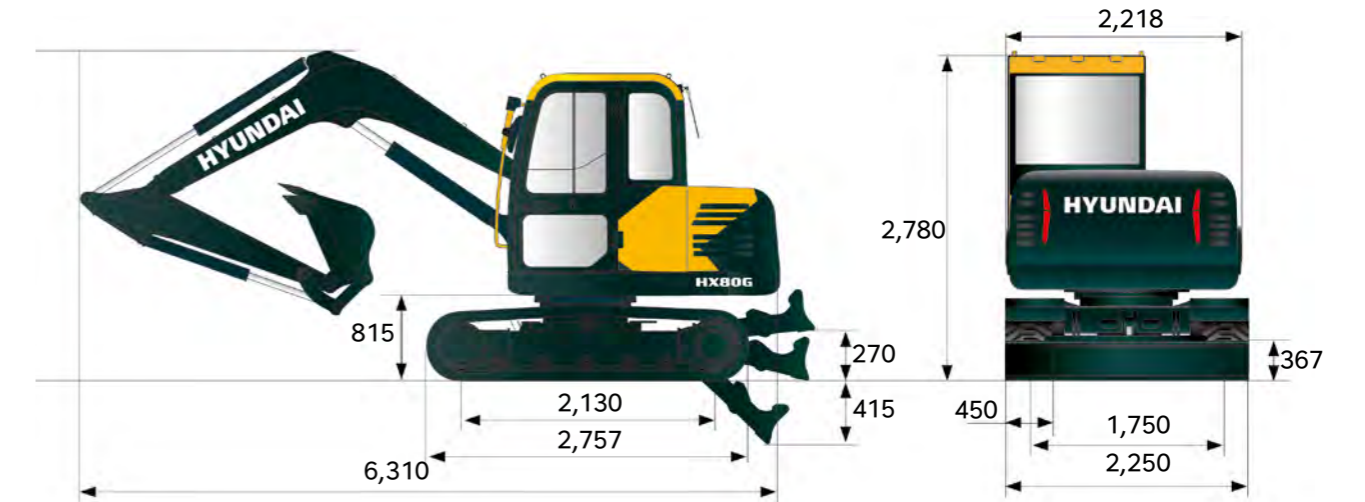
unit: mm



HX80G DIMENSIONS & WORKING RANGE

Dimensions

unit: mm



Working range

unit: mm

