www.hd-hyundaice.com

Robex R210 W-9S

With Tier 2 Engine installed

HD CONSTRUCTION EQUIPMENT

Head Office(Sales Office)
14F, GLOBAL R&D CENTER, 477 BUNDANG SUSEO-RO, BUNDANG-GU, SEONGNAM-SI, GYEONGGI-DO, 13553, KOREA

PLEASE CONTACT

2026. MAR

HYUNDAI

Pride at Work

HD Hyundai Construction Equipment strives to build state-of-the art earthmoving equipment to give every operator maximum performance, more precision, versatile machine preferences, and proven quality. Take pride in your work with Hyundai!

Robex 210w-9s

*Photo may include optional equipment.

Machine Walk-Around

Engine Technology

Proven and reliable, fuel efficient HYUNDAI HM 5.9
Low noise / Auto engine warm up feature / Anti-restart feature

Hydraulic System Improvements

New patented hydraulic control system for improved controllability / Improved control valve design for added efficiency and smoother operation / New auto boom and swing priority system for optimum speed / New auto power boost feature for additional power when needed / Improved arm-in flow regeneration system for added speed and efficiency

Pump Compartment

Industry-leading, powerful, reliable Kawasaki designed, variable volume in-line axial piston pumps
New compact solenoid block equipped with 3 solenoid valves, 1 EPPR valve, 1 check valve accumulator and pilot filter-controls safety lock, power boost, arm-in regeneration control, boom priority(swing logic valve control)
Remotely mounted fuel, engine oil and case drain filters for maximum convenience while servicing

Carrier

Heavy duty carrier frame with two speed powershift transmission
Heavy duty drive line and axles / Front axle oscillation +/- 7 degrees with ram lock
Wet disc brake (front & rear) / Automatic parking brake - spring applied, hydraulically released

Improved Steering Column

Slim-profile steering column capable of telescoping 60 mm and tilting 30 degrees

Enhanced Operator Cab

Improved visibility
Enlarged cab with improved visibility
Larger right-side glass, now one piece, for better right visibility
Safety glass windows on all sides - less expensive than (polycarbonate) and won't scratch or fade
Reduced front window seam for improved operator view

Improved Cab Construction
New steel tube construction for added operator safety, protection and durability
New window open/close mechanism designed with cable and spring lift assist and single latch release

Improved Suspension Seat / Console Assembly
Ergonomic joysticks with auxiliary control buttons for attachment use, now with new sleek styling
Adjustable arm rests - turn dial to raise or lower for optimum comfort

Advanced 7" Color Cluster
New color LCD display with easy-to-read digital gauges for hydraulic oil temperature, water temperature, and fuel. Simplified design makes adjustment and diagnostics easier. Also, new enhanced features such as rear-view camera are integrated into monitor
3 power modes : (P) Power, (S) Standard, (E) Economy, 2 work modes : Dig & Attachment, (U) User mode for operator preference
Enhanced self-diagnostic features with GPS/satellite technology
One pump flow or two pump flow for optional attachment now selectable through the cluster
New anti-theft system with password capability
Boom speed and arm regeneration are selectable through the monitor
Auto power boost is now available - selectable (on/off) through the monitor

Hi-mate (Remote Management System) works through GPS/Satellite technology to ultimately provide better customer service and support

Preference

Operating a 9S Series is unique to every operator. Operators can fully customize their work environment and operating preferences to fit their individual needs.

*Photo may include optional equipment.

Wide Cabin with Excellent Visibility

The newly designed cabin was conceived for more space, a wider field of view and operator comfort. Special attention was given to a clear, open and convenient interior with plenty of visibility on the machine surroundings and the job at hand. This well balanced combination of precision aspects put the operator in the perfect position to work safely and securely.

Operator Comfort

In a 9S series cabin you can easily adjust the seat, console and armrest settings to best suit your personal operating preferences. Seat and console position can be set together and independent from each other. Improved steering wheel telescope and tilt functions provide operators improved access. A fully automatic, high capacity airconditioning system maintains a constant preferred temperature.

Reduced Stress

Work is stressful enough. Your work environment should be stress free. Hyundai's 9S Series provides improved cab amenities, additional space and a comfortable seat to minimize stress to the operator. A powerful climate control system provides the operator with optimum air temperature. An advanced audio system with USB player, AM/FM stereo is perfect for listening to music favorites.

Operator - Friendly Cluster

The advanced new cluster with 7 inch wide color LCD screen and toggle switch allows the operator to select his personal machine preferences. Power and work mode selection, self diagnostics, optional rear-view camera, maintenance check lists and start-up machine security were integrated into the cluster to make the machine more versatile and the operator more productive.

Precision

Innovative hydraulic system technologies make the 9S Series excavator fast, smooth and easy to control.

*Photo may include optional equipment.

Computer Aided Power

The engine horsepower and hydraulic horsepower together in unison through the advanced CAPO(Computer Aided Power Optimization) system, flow for the job at hand. Operator can set their own preferences for boom or swing priority, power mode selection and optional work tools at the touch of a button.
The CAPO system also provides complete self diagnostic features and digital gauges for important information like hydraulic oil temperature, water temperatures and fuel level. This system interfaces with multiple sensors placed throughout the hydraulic system as well as hydraulic flow.

Power Mode

P (Power Max) mode maximizes machine speed and power for mass production.
S (Standard) mode provides a reduced, fixed rpm for optimum performance and improved fuel economy. For maximum fuel savings and improved control, E (Economy) mode provides precise flow based on load demand. Three unique power modes provide the operator with custom power, speed and fuel economy.

Work Mode

The work mode allows the operator to select single flow attachments like a hydraulic breaker or bi-directional flow attachments like a crusher. Flow settings unique to each attachment can be programmed from within the cluster.

User Mode

Some jobs require more precise machine settings. Using the versatile U (User) mode, the operator can customize engine speed, pump output, idle speed and other machine settings for the job at hand.

Improved Hydraulic System

To achieve optimum precision, Hyundai redesigned the hydraulic system to provide the operator with super fine touch and improved controllability. Improved pump flow control reduces flow when controls are not being used to minimize fuel consumption.
Improved spool valves in the control valve are engineered to provide more precise flow to each function with less effort.
Improved hydraulic valves, precision-designed variable volume piston pumps, fine-touch pilot controls, and enhanced travel functions make any operator running a 9S Series look like a smooth operator. Newly improved features include arm-in and boom-down flow regeneration, improved control valve technology and innovative auto boom and swing priority for optimal performance in any application.



Auto Boom-swing Priority

This smart function automatically and continuously looks the ideal hydraulic flow balance for the boom and swing motions of the machine. The advanced CAPO system monitors the hydraulic system and adjusts its settings to maximize performance and productivity.

Performance

9S Series is designed for maximum performance to keep the operator working productively.

*Photo may include optional equipment.

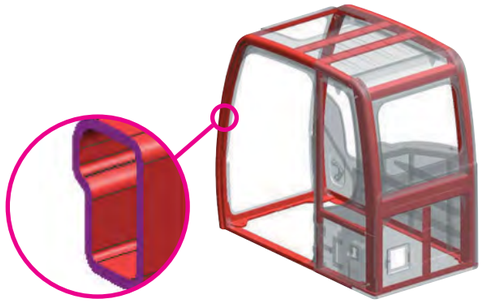

Structural Strength

The 9S series cabin structure has been fitted with stronger but slimmer tubing for more safety an better visibility. Low-stress and high strength steel was integrally welded to form a strong and stable lower frame. Structural durability was evaluated and tested by means of FEM (Finite Elements Method) analysis and long-term durability tests.

Improved Durability

9S series excavators are equipped with stainless spring guards to protect the hoses from external damages. Both dozer and outrigger are equipped with cylinder guards for added protection.

New Auto Ram Lock System

During not traveling in work-mode, a new auto ram lock system is available to improve operating safety.

HYUNDAI HM5.9

The Hyundai HM5.9 engine has been designed with 40% fewer parts than the competition. That means there's less that can go wrong when you need it most. It also means fewer parts to inventory. Repairs are simplified because no special tools are needed for maintenance. The weight of the machine is reduced without sacrificing strength.

The Hyundai HM5.9 engine is capable of reaching emission standards without electronic engine controls. You get a proven power plant that meets ecological concerns, without paying a premium for technology you don't need.

Profitability

9S Series is designed to maximize profitability through improved efficiencies, enhanced service features and longer life components.

*Photo may include optional equipment.

Fuel Efficiency

9S Series excavators are engineered to be extremely fuel efficient. New innovations like two-stage auto decel system and the new economy mode help to conserve fuel and reduce the impact on the environment.

Hi-mate, Hyundai's proprietary remote management system, provides operators and dealer service personnel access to vital service and diagnostic information on the machine from any computer with internet access. Users can pinpoint machine location using digital mapping and set machine work boundaries, reducing the need for multiple service calls. Hi-mate saves time and money for the owner and dealer by promoting preventative maintenance and reducing machine downtime.

Easy Access

Ground-line access to filters, lube fittings, fuses, machine computer components and wide open compartments makes service more convenient on the 9S Series.

Long-Life Components

9S series excavators were designed with bushings designed for long-life lube intervals (250 hrs) & polymer shims (wear resistant, noise reducing), long-life hydraulic filters (1,000hrs), long-life hydraulic oil (5,000hrs), more efficient cooling systems and integrated preheating systems which extend service intervals, minimize operating costs and reduce machine down time.

Specifications

ENGINE

MODEL			HYUNDAI HM 5.9
Type			Water cooled, 4 cycle diesel, 6-cylinders in line, direct injection, turbocharged, charger air cooled and low emission.
Rated flywheel horsepower	SAE	J1995 (gross)	178 HP (133 kW)/ 2,000 rpm
		J1349 (net)	163 HP (121 kW)/ 2,000 rpm
	DIN	6271/1 (gross)	180 PS (133 kW)/ 2,000 rpm
		6271/1 (net)	165 PS (121 kW)/ 2,000 rpm
Max. torque			72.2 kgf·m(522 lbf·ft) at 1,500 rpm
Bore X stroke			102 x 120 mm (4" x 4.7")
Piston displacement			5,880 cc (359 in³)
Batteries			2 x 12 V x 100 AH
Starting motor			24V-4.5 kW
Alternator			24V-90 Amp

HYDRAULIC SYSTEM

MAIN PUMP	
Type	Two variable displacement piston pumps
Rated flow	2 X 192 L /min
Sub-pump for pilot circuit	Gear pump

Cross-sensing and fuel saving pump system

HYDRAULIC MOTORS	
Travel	Variable displacement bent-axis axial pistons motor
Swing	Axial piston motor with automatic brake

RELIEF VALVE SETTING	
Implement circuits	350 kgf/cm² (4,980 psi)
Travel	380 kgf/cm² (5,400 psi)
Power boost (boom, arm, bucket)	380 kgf/cm² (5,400 psi)
Swing circuit	265 kgf/cm² (3,770 psi)
Pilot circuit	40 kgf/cm² (570 psi)
Service valve	Installed

HYDRAULIC CYLINDERS	
No. of cylinder bore X stroke	Boom : 2-120 x 1,290 mm (4.7" x 50.8")
	Arm : 1-140 x 1,510 mm (5.5" x 59.4")
	Bucket : 1-120 x 1,055 mm (4.7" x 41.5")
	Blade : 2-125 x 222 mm (4.9" x 8.7")
	Outrigger : 2-130 x 427 mm (5.1" x 16.8")

DRIVES & BRAKES

4-wheel hydrostatic drive. Constant mesh, helical gear transmission provides
2 forward and reverse travel speeds.

Max. drawbar pull		11,900 kgf (26,240 lbf)
Travel speed	1st	8.7 km/h (5.4 mph)
	2nd	30 km/h (18.6 mph)
Gradeability		34° (67.4 %)

Parking brake : Independent dual brake, front and rear axle full hydraulic power brake.
- Spring released and hydraulic applied wet type multiple disk brake.
- Transmission is locked at neutral position for parking, automatically.

CONTROL

Pilot pressure operated joysticks and pedals with detachable lever provide almost effortless and fatigueless operation.

Pilot control	Two joysticks with one safety lever (LH): Swing and arm, (RH): Boom and bucket (ISO)
Engine throttle	Electric, Dial type

AXLE & WHEEL

Full floating front axle is supported by center pin for ocillation. It can be locked by ocillation lock cylinders. Rear axle is fixed on the lower chassis.

Tires	10.00-20-14PR, Dual(tube type)
(optional)	10.00-20, Dual(solid type)

SWING SYSTEM

Swing motor	Fixed displacement axial pistons motor
Swing reduction	Planetary gear reduction
Swing bearing lubrication	Grease-bathed
Swing brake(option)	Multi wet disc
Swing speed	10.5 rpm

STEERING SYSTEM

Hydraulically actuated, orbitrol type steering system actuates on front wheels through the steering cylinders.

Min. turning radius	6,690 mm(21' 11")

COOLANT & LUBRICANT CAPACITY

( ): option

Re-filling		liter	US gal	UK gal
Fuel tank		310.0	81.9	68.2
Engine coolant		35.0	9.2	7.7
Engine oil		14.2	3.8	3.1
Swing device - gear oil		5.0(6.2)	1.3(1.05)	1.1(0.9)
Axle	Front	14.6	3.9	3.2
	Rear	18.5	4.9	4.1
Hydraulic system (including tank)		340.0	89.8	74.8
Hydraulic tank		165.0	43.6	36.3

UNDERCARRIAGE

Reinforced box-section frame is all-welded, low-stress.
Dozer blade and outriggers are available. A pin-on design.

Dozer blade	A very useful addition for leveling and back filling or clean-up work.
Outrigger	Indicated for max. operation stabillity when digging and lifting. Can be mounted on the front or the rear.

OPERATING WEIGHT (APPROXIMATE)

Operating weight, including 5,650mm (18' 6") boom, 2,920mm (9' 7") arm, SAE heaped 0.80m³ (1.05yd³) backhoe bucket, lubricant, coolant, full fuel tank, hydraulic tank and the standard equipment.

MAJOR COMPONENT WEIGHT	
Upperstructure	5,240 kg (11,550 lb)
Boom(with arm cylinedr)	1,790 kg (3,950 lb)
Arm(with bucket cylinder)	1,095 kg (2,410 lb)

OPERATING WEIGHT	
Front outrigger and rear blade	20,500 kg (45,190 lb)
Front and rear outrigger	20,600 kg (45,420 lb)
Front blade and rear outrigger	20,600 kg (45,420 lb)

BUCKETS

All buckets are welded with high-strength steel.



0.51 (0.67)	0.80 (1.05) 0.87 (1.14) 0.92 (1.20)	1.10 (1.44) 1.20 (1.57)	1.34 (1.75)	◈ 0.74 (0.97) ◈ 0.90 (1.18) ◈ 1.05 (1.37)	⊙ 0.87 (1.14)	▣ 0.75 (0.98)

SAE heaped m³ (yd³)

Capacity m³ (yd³)		Width mm (in)		Weight kg (lb)	Recommendation mm (ft·in)		
					5,650 (18′ 6″) Boom		
SAE heaped	CECE heaped	Without sidecutters	With sidecutters		2,000 (6′ 7″) Arm	2,400 (7′ 10″) Arm	2,920 (9′ 7″) Arm
0.51(0.67)	0.45(0.59)	700(27.6)	820(32.3)	570(1,260)	●	●	●
0.80(1.05)	0.70(0.92)	1,000(39.4)	1,120(44.1)	700(1,540)	●	●	●
0.87(1.14)	0.75(0.98)	1,090(42.9)	1,210(47.6)	740(1,630)	●	●	●
0.92(1.20)	0.80(1.05)	1,150(45.3)	1,270(50.0)	770(1,700)	●	●	■
1.10(1.44)	0.96(1.26)	1,320(52.0)	1,440(56.7)	830(1,830)	●	■	▲
1.20(1.57)	1.00(1.31)	1,400(55.1)	1,520(59.8)	850(1,870)	●	■	–
1.34(1.75)	1.15(1.50)	1,550(61.0)	1,670(65.7)	920(2,030)	■	▲	–
◈ 0.74(0.97)	0.65(0.85)	985(38.8)	-	770(1,700)	●	●	●
◈ 0.90(1.18)	0.80(1.05)	1,095(43.1)	-	810(1,790)	●	●	■
◈ 1.05(1.37)	0.92(1.20)	1,290(50.8)	-	890(1,960)	●	■	▲
⊙ 0.87(1.14)	0.75(0.98)	1,140(44.9)	-	900(1,980)	●	●	■
▣ 0.75(0.98)	0.65(0.85)	1,790(70.5)	-	880(1,940)	●	●	■

◈ Heavy duty bucket ⊙ Rock-heavy duty bucket
▣ Slope finishing bucket

● : Applicable for materials with density of 2,000 kg /m³ (3,370 lb/ yd³) or less
■ : Applicable for materials with density of 1,600 kg /m³ (2,700 lb/ yd³) or less
▲: Applicable for materials with density of 1,100 kg /m³ (1,850 lb/ yd³) or less

ATTACHMENT

Boom and arms are welded with a low-stress, full-box section design. 5.65m (18′ 6″) boom and 2,0m (6′ 7″), 2.4m (7′ 10″), 2.92m (9′ 7″) arms are available.

DIGGING FORCE

Boom	Length	mm (ft·in)	5,650 (18′ 6″)			Remarks
	Weight	kg (lb)	1,790 (3,950)			
Arm	Length	mm (ft·in)	2,000 (6′ 7″)	2,400 (7′ 10″)	2,920 (9′ 7″)	
	Weight	kg (lb)	975 (2,150)	1,045 (2,300)	1,095 (2,410)	
Bucket digging force	SAE	kN	133.4 [144.8]	133.4 [144.8]	133.4 [144.8]	[ ]: Power Boost
		kgf	13,600 [14,770]	13,600 [14,770]	13,600 [14,770]	
		lbf	29,980 [32,550]	29,980 [32,550]	29,980 [32,550]	
	ISO	kN	152.0 [165.0]	152.0 [165.0]	152.0 [165.0]	
		kgf	15,500 [16,830]	15,500 [16,830]	15,500 [16,830]	
		lbf	34,170 [37,100]	34,170 [37,100]	34,170 [37,100]	
Arm crowd force	SAE	kN	144.2 [156.5]	119.6 [129.9]	102.0 [110.7]	
		kgf	14,700 [15,960]	12,200 [13,250]	10,400 [11,290]	
		lbf	32,410 [35,190]	26,900 [29,210]	22,930 [24,900]	
	ISO	kN	151.0 [164.0]	125.5 [136.3]	106.9 [116.1]	
		kgf	15,400 [16,720]	12,800 [13,900]	10,900 [11,830]	
		lbf	33,950 [36,860]	28,220 [30,640]	24,030 [26,090]	

Note: Boom weight includes arm cylinder, piping, and pin
Arm weight includes bucket cylinder, linkage, and pin

Dimensions & Working Range

R210W-9S DIMENSIONS

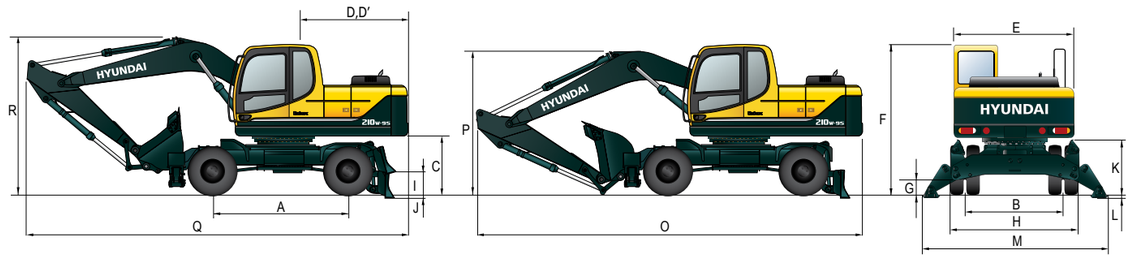

Unit : mm (ft · in)

A	Wheel base	2,800 (9′ 2″)
B	Tread	1,914 (6′ 3″)
C	Ground clearance of counterweight	1,305 (4′ 3″)
D	Tail swing radius	2,800 (9′ 2″)
D′	Rear-end length	2,765 (9′ 1″)
E	Overall width of upperstructure	2,530 (8′ 4″)
F	Overall height of cap	3,180 (10′ 5″)
G	Min. ground clearance	345 (1′ 2″)
H	Overall width of lower structure	2,495 (8′ 2″)
I	Ground clearance of blade up	445 (1′ 6″)
J	Depth of blade down	125 (0′ 5″)
	Height of blade	610 (2′ 0″)
	Width of blade	2,490 (8′ 2″)
K	Ground clearance of outrigger up	1,220 (4′ 0″)
L	Depth of outrigger down	120 (0.5″)
M	Overall width of outrigger	3,770 (12′ 4″)

Unit : mm (ft · in)

	Boom length	5,650 (18′ 6″)		
	Arm length	2,000 (6′ 7″)	2,400 (7′ 10″)	2,920 (9′ 7″)
O	Shipping length of boom	9,680 (31′ 9″)	9,570 (31′ 5″)	9,500 (31′ 2″)
P	Shipping height of boom	3,350 (10′ 12″)	3,240 (10′ 8″)	3,150 (10′ 4″)
Q	Traveling length of boom	9,590 (31′ 6″)	9,540 (31′ 3″)	9,380 (30′ 1″)
R	Traveling height of boom	3,720 (12′ 2″)	3,650 (11′ 9″)	4,020 (13′ 2″)

R210W-9S WORKING RANGE

Unit : mm (ft · in)

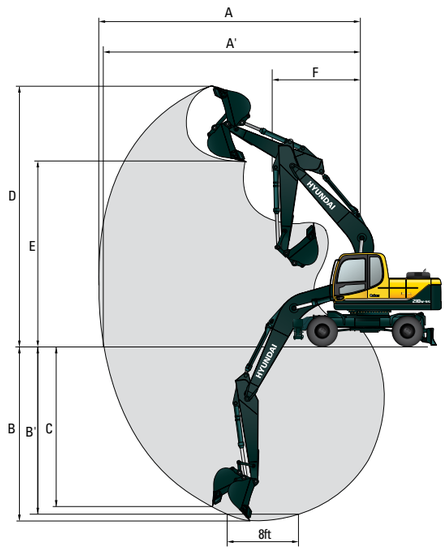

	Boom length	5,650 (18′ 6″)		
	Arm length	2,000 (6′ 7″)	2,400 (7′ 10″)	2,920 (9′ 7″)
A	Max. digging reach	9,110 (29′ 11″)	9,480 (31′ 1″)	9,960 (32′ 8″)
A′	Max. digging reach on ground	8,870 (29′ 1″)	9,260 (30′ 5″)	9,750 (32′ 12″)
B	Max. digging depth	5,480 (17′ 12″)	5,880 (19′ 3″)	6,380 (20′ 11″)
B′	Max. digging depth (8' level)	5,240 (17′ 2″)	5,670 (18′ 7″)	6,210 (20′ 4″)
C	Max. vertical wall digging depth	4,970 (16′ 4″)	5,470 (17′ 11″)	5,810 (19′ 1″)
D	Max. digging height	9,500 (31′ 2″)	9,730 (31′ 11″)	10,000 (32′ 10″)
E	Max. dumping height	6,670 (21′ 11″)	6,900 (22′ 8″)	7,160 (23′ 6″)
F	Min. swing radius	3,700 (12′ 2″)	3,620 (11′ 11″)	3,580 (11′ 9″)

Lifting Capacity

R210W-9S

Rating over-front | Rating over-side or 360 degree

Boom : 5.65 m (18′ 6″) / Arm : 2.40 m (7′ 10″) / Bucket : 0.80 m³ (1.05 yd³) SAE heaped / Front outrigger and rear dozer blade down

Load point height m (ft)		Load radius										At max. reach		
		1.5 m (5 ft)		3.0 m (10 ft)		4.5 m (15 ft)		6.0 m (20 ft)		7.5 m (25 ft)		Capacity		Reach
														m (ft)
7.5 m	kg											*3810	3690	7.34
(25 ft)	lb											*8400	8140	(24.1)
6.0 m	kg							*4150	*4150			*3910	2890	8.31
(20 ft)	lb							*9150	*9150			*8620	6370	(27.3)
4.5 m	kg					*5500	*5500	*4710	*4710	*4390	3350	*4050	2500	8.87
(15 ft)	lb					*12130	*12130	*10380	*10380	*9680	7390	*8930	5510	(29.1)
3.0 m	kg					*7330	*7330	*5550	4700	*4760	3230	*4230	2320	9.10
(10 ft)	lb					*16160	*16160	*12240	10360	*10490	7120	*9330	5110	(29.9)
1.5 m	kg					*8950	6970	*6390	4450	*5180	3110	*4430	2300	9.05
(5 ft)	lb					*19730	15370	*14090	9810	*11420	6860	*9770	5070	(29.7)
Ground	kg			*9840	*9840	*9780	6720	*6980	4290	*5480	3030	*4640	2440	8.70
Line	lb			*21690	*21690	*21560	14820	*15390	9460	*12080	6680	*10230	5380	(28.5)
-1.5 m	kg	*10680	*10680	*14730	14050	*9850	6680	*7130	4230			*4830	2820	8.00
(-5 ft)	lb	*23550	*23550	*32470	30970	*21720	14730	*15720	9330			*10650	6220	(26.2)
-3.0 m	kg	*15190	*15190	*13270	*13270	*9140	6780	*6600	4300			*4870	3730	6.84
(-10 ft)	lb	*33490	*33490	*29260	*29260	*20150	14950	*14550	9480			*10740	8220	(22.4)
-4.5 m	kg			*10270	*10270	*7070	*7070							
(-15 ft)	lb			*22640	*22640	*15590	*15590							

Boom : 5.65 m (18′ 6″) / Arm : 2.40 m (7′ 10″) / Bucket : 0.80 m³ (1.05 yd³) SAE heaped / Front outrigger and rear dozer blade up

Load point height m (ft)		Load radius										At max. reach		
		1.5 m (5 ft)		3.0 m (10 ft)		4.5 m (15 ft)		6.0 m (20 ft)		7.5 m (25 ft)		Capacity		Reach
														m (ft)
7.5 m	kg											*3810	2180	7.34
(25 ft)	lb											*8400	4810	(24.1)
6.0 m	kg							*4150	3110			3310	1630	8.31
(20 ft)	lb							*9150	6860			7300	3590	(27.3)
4.5 m	kg					*5500	4770	*4710	2930	3840	1900	2890	1350	8.87
(15 ft)	lb					*12130	10520	*10380	6460	8470	4190	6370	2980	(29.1)
3.0 m	kg					*7330	4220	5400	2690	3730	1800	2700	1220	9.10
(10 ft)	lb					*16160	9300	11900	5930	8220	3970	5950	2690	(29.9)
1.5 m	kg					8100	3780	5140	2470	3600	1690	2680	1200	9.05
(5 ft)	lb					17860	8330	11330	5450	7940	3730	5910	2650	(29.7)
Ground	kg			*9840	6700	7850	3570	4970	2320	3520	1610	2840	1280	8.70
Line	lb			*21690	14770	17310	7870	10960	5110	7760	3550	6260	2820	(28.5)
-1.5 m	kg	*10680	*10680	*14730	6770	7800	3530	4920	2270			3270	1520	8.00
(-5 ft)	lb	*23550	*23550	*32470	14930	17200	7780	10850	5000			7210	3350	(26.2)
-3.0 m	kg	*15190	*15190	*13270	6960	7900	3620	4990	2330			4290	2080	6.84
(-10 ft)	lb	*33490	*33490	*29260	15340	17420	7980	11000	5140			9460	4590	(22.4)
-4.5 m	kg			*10270	7350	*7070	3880							
(-15 ft)	lb			*22640	16200	*15590	8550							

1. Lifting capacity is based on SAE J1097, ISO 10567.
2. Lifting capacity of the Robex Series does not exceed 75% of the tipping load with the machine on firm, level ground or 87% of full hydraulic capacity.
3. The load point is a hook located on the back of the bucket.
4. (*) indicates the load limited by hydraulic capacity.

Lifting Capacity

R210W-9S

Rating over-front | Rating over-side or 360 degree

Boom : 5.65 m (18′ 6″) / Arm : 2.92 m (9′ 7″) / Bucket : 0.80 m³ (1.05 yd³) SAE heaped / 4 outrigger down

Load point height m (ft)		Load radius										At max. reach		
		1.5 m (5 ft)		3.0 m (10 ft)		4.5 m (15 ft)		6.0 m (20 ft)		7.5 m (25 ft)		Capacity		Reach
														m (ft)
9.0 m	kg											*3410	*3410	6.52
(30 ft)	lb											*7520	*7520	(21.4)
7.5 m	kg											*3470	*3470	7.96
(25 ft)	lb											*7650	*7650	(26.1)
6.0 m	kg									*2690	*2690	*3580	3140	8.85
(20 ft)	lb									*5930	*5930	*7890	6920	(29.0)
4.5 m	kg							*4210	*4210	*3980	*3980	*3720	2770	9.37
(15 ft)	lb							*9280	*9280	*8770	*8770	*8200	6110	(30.7)
3.0 m	kg			*10720	*10720	*6550	*6550	*5090	*5090	*4410	3970	*3890	2600	9.59
(10 ft)	lb			*23630	*23630	*14440	*14440	*11220	11220	*9720	8750	*8580	5730	(31.5)
1.5 m	kg			*8900	*8900	*8350	*8350	*6020	5510	*4900	3820	*4080	2570	9.54
(5 ft)	lb			*19620	*19620	*18410	*18410	*13270	12150	*10800	8420	*8990	5670	(31.3)
Ground	kg			*10210	*10210	*9470	8490	*6730	5290	*5300	3710	*4290	2710	9.21
Line	lb			*22510	*22510	*20880	18720	*14840	11660	*11680	8180	*9460	5970	(30.2)
-1.5 m	kg	*9470	*9470	*13480	*13480	*9820	8360	*7060	5190	*5440	3660	*4500	3060	8.56
(-5 ft)	lb	*20880	*20880	*29720	*29720	*21650	18430	*15560	11440	*11990	8070	*9920	6750	(28.1)
-3.0 m	kg	*12940	*12940	*14070	*14070	*9430	8410	*6830	5220			*4640	3860	7.50
(-10 ft)	lb	*28530	*28530	*31020	*31020	*20790	18540	*15060	11510			*10230	8510	(24.6)
-4.5 m	kg			*11670	*11670	*7990	*7990							
(-15 ft)	lb			*25730	*25730	*17610	*17610							

Boom : 5.65 m (18′ 6″) / Arm : 2.92 m (9′ 7″) / Bucket : 0.80 m³ (1.05 yd³) SAE heaped / 4 outrigger up

Load point height m (ft)		Load radius										At max. reach		
		1.5 m (5 ft)		3.0 m (10 ft)		4.5 m (15 ft)		6.0 m (20 ft)		7.5 m (25 ft)		Capacity		Reach
														m (ft)
9.0 m	kg											*3410	2840	6.52
(30 ft)	lb											*7520	6260	(21.4)
7.5 m	kg											*3470	1870	7.96
(25 ft)	lb											*7650	4120	(26.1)
6.0 m	kg									*2690	2010	2970	1420	8.85
(20 ft)	lb									*5930	4430	6550	3130	(29.0)
4.5 m	kg							*4210	2990	3880	1930	2610	1190	9.37
(15 ft)	lb							*9280	6590	8550	4250	5750	2620	(30.7)
3.0 m	kg			*10720	7970	*6550	4340	*5090	2730	3740	1810	2450	1070	9.59
(10 ft)	lb			*23630	17570	*14440	9570	*11220	6020	8250	3990	5400	2360	(31.5)
1.5 m	kg			*8900	6830	8180	3840	5160	2470	3590	1670	2420	1040	9.54
(5 ft)	lb			*19620	15060	18030	8470	11380	5450	7910	3680	5340	2290	(31.3)
Ground	kg			*10210	6570	7830	3550	4950	2290	3480	1570	2550	1100	9.21
Line	lb			*22510	14480	17260	7830	10910	5050	7670	3460	5620	2430	(30.2)
-1.5 m	kg	*9470	*9470	*13480	6590	7710	3450	4850	2200	3440	1530	2880	1290	8.56
(-5 ft)	lb	*20880	*20880	*29720	14530	17000	7610	10690	4850	7580	3370	6350	2840	(28.1)
-3.0 m	kg	*12940	*12940	*14070	6740	7760	3790	4870	2220			3630	1700	7.50
(-10 ft)	lb	*28530	*28530	*31020	14860	17110	7690	10740	4890			8000	3750	(24.6)
-4.5 m	kg			*11670	7050	7980	3670							
(-15 ft)	lb			*25730	15540	17590	8090							

1. Lifting capacity is based on SAE J1097, ISO 10567.
2. Lifting capacity of the Robex Series does not exceed 75% of the tipping load with the machine on firm, level ground or 87% of full hydraulic capacity.
3. The load point is a hook located on the back of the bucket.
4. (*) indicates the load limited by hydraulic capacity.

Lifting Capacity

R210W-9S

Rating over-front / Rating over-side or 360 degree

Boom : 5.65 m (18′ 6″) / Arm : 2.92 m (9′ 7″) / Bucket : 0.80 m³ (1.05 yd³) SAE heaped / Front outrigger and rear dozer blade down

Load point height m (ft)		Load radius										At max. reach		
		1.5 m (5 ft)		3.0 m (10 ft)		4.5 m (15 ft)		6.0 m (20 ft)		7.5 m (25 ft)		Capacity		Reach
														m (ft)
9.0 m	kg											*3410	*3410	6.52
(30 ft)	lb											*7520	*7520	(21.4)
7.5 m	kg											*3470	3210	7.96
(25 ft)	lb											*7650	7080	(26.1)
6.0 m	kg									*2690	*2690	*3580	2580	8.85
(20 ft)	lb									*5930	*5930	*7890	5690	(29.0)
4.5 m	kg							*4210	*4210	*3980	3380	*3720	2250	9.37
(15 ft)	lb							*9280	*9280	*8770	7450	*8200	4960	(30.7)
3.0 m	kg			*10720	*10720	*6550	*6550	*5090	4750	*4410	3250	*3890	2090	9.59
(10 ft)	lb			*23630	*23630	*14440	*14440	*11220	10470	*9720	7170	*8580	4610	(31.5)
1.5 m	kg			*8900	*8900	*8350	7040	*6020	4460	*4900	3100	*4080	2070	9.54
(5 ft)	lb			*19620	*19620	*18410	15520	*13270	9830	*10800	6830	*8990	4560	(31.3)
Ground	kg			*10210	*10210	*9470	6700	*6730	4260	*5300	2990	*4290	2180	9.21
Line	lb			*22510	*22510	*20880	14770	*14840	9390	*11680	6590	*9460	4810	(30.2)
-1.5 m	kg	*9470	*9470	*13480	*13480	*9820	6590	*7060	4160	*5440	2950	*4500	2470	8.56
(-5 ft)	lb	*20880	*20880	*29720	*29720	*21650	14530	*15560	9170	*11990	6500	*9920	5450	(28.1)
-3.0 m	kg	*12940	*12940	*14070	14020	*9430	6640	*6830	4190			*4640	3130	7.50
(-10 ft)	lb	*28530	*28530	*31020	30910	*20790	14640	*15060	9240			*10230	6900	(24.6)
-4.5 m	kg			*11670	*11670	*7990	6850							
(-15 ft)	lb			*25730	*25730	*17610	15100							

Boom : 5.65 m (18′ 6″) / Arm : 2.92 m (9′ 7″) / Bucket : 0.80 m³ (1.05 yd³) SAE heaped / Front outrigger and rear dozer blade up

Load point height m (ft)		Load radius										At max. reach		
		1.5 m (5 ft)		3.0 m (10 ft)		4.5 m (15 ft)		6.0 m (20 ft)		7.5 m (25 ft)		Capacity		Reach
														m (ft)
9.0 m	kg											*3410	2840	6.52
(30 ft)	lb											*7520	6260	(21.4)
7.5 m	kg											*3470	1870	7.96
(25 ft)	lb											*7650	4120	(26.1)
6.0 m	kg									*2690	2010	2970	1420	8.85
(20 ft)	lb									*5930	4430	6550	3130	(29.0)
4.5 m	kg							*4210	2990	3880	1930	2610	1190	9.37
(15 ft)	lb							*9280	6590	8550	4250	5750	2620	(30.7)
3.0 m	kg			*10720	7970	*6550	4340	*5090	2730	3740	1810	2450	1070	9.59
(10 ft)	lb			*23630	17570	*14440	9570	*11220	6020	8250	3990	5400	2360	(31.5)
1.5 m	kg			*8900	6830	8180	3840	5160	2470	3590	1670	2420	1040	9.54
(5 ft)	lb			*19620	15060	18030	8470	11380	5450	7910	3680	5340	2290	(31.3)
Ground	kg			*10210	6570	7830	3550	4950	2290	3480	1570	2550	1100	9.21
Line	lb			*22510	14480	17260	7830	10910	5050	7670	3460	5620	2430	(30.2)
-1.5 m	kg	*9470	*9470	*13480	6590	7710	3450	4850	2200	3440	1530	2880	1290	8.56
(-5 ft)	lb	*20880	*20880	*29720	14530	17000	7610	10690	4850	7580	3370	6350	2840	(28.1)
-3.0 m	kg	*12940	*12940	*14070	6740	7760	3490	4870	2220			3630	1700	7.50
(-10 ft)	lb	*28530	*28530	*31020	14860	17110	7690	10740	4890			8000	3750	(24.6)
-4.5 m	kg			*11670	7050	7980	3670							
(-15 ft)	lb			*25730	15540	17590	8090							

1. Lifting capacity is based on SAE J1097, ISO 10567.
2. Lifting capacity of the Robex Series does not exceed 75% of the tipping load with the machine on firm, level ground or 87% of full hydraulic capacity.
3. The load point is a hook located on the back of the bucket.
4. (*) indicates the load limited by hydraulic capacity.

STANDARD EQUIPMENT

ISO Standard cabin
- All-weather steel cab with 360° visibility
- Safety glass windows
- Rise-up type windshield wiper
- Sliding fold-in front window
- Sliding side window(LH)
- Lockable door
- Hot & cool box
- Storage compartment & Ashtray
- Cabin roof-steel cover
- Radio & USB Player
- 12 volt power outlet (24V DC to 12V DC converter)

Computer aided power optimization (New CAPO) system
- 3-power mode, 2-work mode, user mode
- Auto deceleration & one-touch deceleration system
- Auto warm-up system
- Auto overheat prevention system

Automatic climate control
- Air conditioner & heater
- Defroster

Self-diagnostics system

Starting Aid (air grid heater) for cold weather

Centralized monitoring
- LCD display
- Engine speed or Trip meter/Accel.
- Clock
- Gauges
- Fuel level gauge
- Engine coolant temperature gauge
- Hyd. oil temperature gauge
- Warnings
- Check engine
- Communication error
- Low battery
- Air cleaner clogging
- Indicators
- Max power
- Low speed/High speed
- Fuel warmer
- Auto idle

Door and cab locks, one key

Two outside rearview mirrors

Fully adjustable suspension seat with seat belt

Pilot-operated slidable joystick

Four front working lights

Electric horn

Batteries (2 x 12V x 100 AH)

Battery master switch

Removable clean-out dust net for cooler

Automatic swing brake

Removable reservoir tank

Fuel pre-filter with fuel warmer

Boom holding system

Arm holding system

Accumulator for lowering work equipment

Electric Transducer

Tires-dual (10.00-20-14PR)

Travel alarm

Front outringger and rear blade

OPTIONAL EQUIPMENT

Fuel filler pump (35 L/min)

Beacon lamp

Single-acting piping kit (breaker, etc.)

Double-acting piping kit (clamshell, etc.)

Quick coupler

Booms
- 5.65m, 18′ 6″

Arms
- 2.0m, 6′ 7″
- 2.4m, 7′ 10″
- 2.92m, 9′ 7″

Climate control
- Air conditioner only
- Heater only

Cabin FOPS/FOG (ISO/DIS 10262 Level II)
- FOPS (Falling Object Protective Structure)
- FOG (Falling Object Guard)

Cabin guard-Front
- Wire net
- Fine net

Cabin lights

Cabin front window rain guard

Sun visor

Undercarriage
- Front and rear outrigger

Pre-heating system, coolant

Tool kit

Rearview camera

Seat
- Mechanical suspension seat with heater

Tires - dual (10.00 - 20 solid)

Fenders (Mudguards)

Hi-mate (Remote Management System)

Air compressor

Precleaner

* Standard and optional equipment may vary. Contact your Hyundai dealer for more information. The machine may vary according to International standards.
* The photos may include attachments and optional equipment that are not available in your area.
* Materials and specifications are subject to change without advance notice.
* All imperial measurements rounded off to the nearest pound or inch.