

# HL985A BLOCK HANDLER

With EU Stage V Engine Installed



Head Office(Sales Office)  
14F, GLOBAL R&D CENTER, 477 BUNDANG SUSEO-RO, BUNDANG-GU, SEONGNAM-SI, GYEONGGI-DO, 13553, KOREA

PLEASE CONTACT

Gross Power  
355 HP (265 kW) 2,000 rpm

Net Power  
351 HP (262 kW) 2,100 rpm

Bucket Capacity  
5.0 m<sup>3</sup>

Operating Weight  
34,400 kg / 75,840 lb

# WHAT'S NEWEST AND BEST

## HL985A BLOCK HANDLER

### THE BEST PRODUCTIVITY AND FUEL EFFICIENCY

- EU STAGE V Engine **NEW**
- Eco Report **NEW**
- Smart Power Mode **NEW**
- Hydraulic Differential Lock Type (Front Axle)
- Conventional Type (Rear Axle)
- 4 Speed Transmission
- ICCO (Intelligent Clutch Cut Off)
- Automatic Engine Shutdown
- Optimized Power Matching

### ULTIMATE DURABILITY

- Enhanced Rear Axle Capacity **NEW**
- Axle Oil Cooling System
- Optimized Drive Shaft
- High Quality Hydraulic Hose

### THE BEST PRODUCTIVITY AND FUEL EFFICIENCY

- Electric Side Mirror **NEW**
- Fully Adjustable Seat and Armrest **NEW**
- Air Compressor **NEW** **Option**
- Remote Door Control **NEW** **Option**
- Auto Greasing System **Option**
- Ride Control **Option**
- Full Sound-Proofed Spacious Cabin
- Wide Touch Screen Monitor
- Centralized Cluster
- Soft end Stop
- Weighing System
- EH Joystick Steering

### THE ULTIMATE SAFE ENVIRONMENT

- Emergency Stop **NEW**
- Seat Belt Warning Alarm **NEW**
- Radar **NEW** **Option**
- AVM (Around View Monitoring) **Option**
- IMOD (Intelligent Moving Object Detection) **Option**

### SERVICEABILITY AND TELEMATICS

- ECD (Engine Connected Diagnostics) **NEW**
- Fully Openable Engine Hood **NEW**
- Hi-MATE
- Easy Filter Replacement
- Wide Core & Fin Radiator



\* Photo may include optional equipment.

# THE BEST PRODUCTIVITY AND FUEL EFFICIENCY

The new HYUNDAI HL985A BLOCK HANDLER with new engine technologies is satisfying the most strict environmental emission regulation in the world and A series in wheel loader have a number of new features that contribute to overall fuel and also production efficiency



\* Photo may include optional equipment.

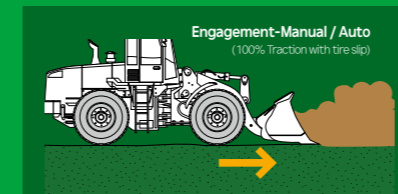
## Eco Report **NEW**

Eco report shows the wheel loader's inefficient operation status in order to improve operator's improper working habit.



## Hydraulic Differential Lock

Hydraulic differential lock has the advantages of both improving productivity and less fuel consumption by preventing tire slip during the operation.




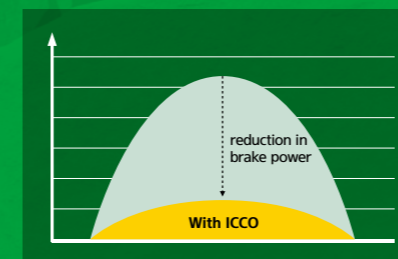
## 4 Speed Transmission

Applied a 4 Speed Transmission to improve work convenience with precise operation at low speeds and smooth torque delivery.




## ICCO (Intelligent Clutch Cut Off)

By selecting of 'H-Mode' among clutch cut-off selections, ICCO will be engaged for both less power loss in torque converter and lower heat generation on brake sides.



## EU STAGE V Engine **NEW**

'Cummins X12' engine meeting Euro Stage V emission regulations is designed for maximum productivity and fuel efficiency.



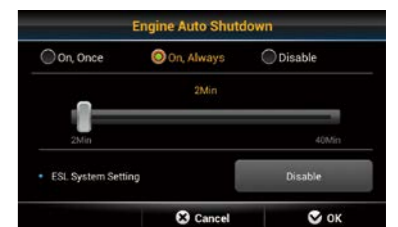
## Smart Power Mode **NEW**

Smart Power mode reduces fuel consumption by adjusting the engine speed in heavy load work like digging. The key point of this function is not only saving fuel with same performance as Power mode but also making good balance between traction force and breakout force.



## Automatic Engine Shutdown

Adjustable 'Automatic Engine Shutdown' significantly reduces idle time, overall operating hours and fuel consumption.




## Optimized Power Matching

For maximum operational efficiency, the engine is designed to achieve high torque in the low RPM range. Change an engine rpm at peak torque to lower rpm section also.

### Enhanced Rear Axle Capacity

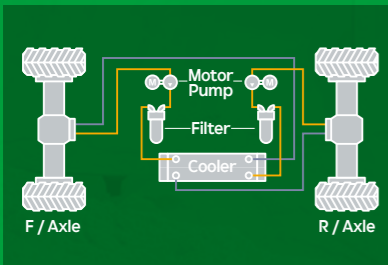
**NEW**

HL985A BLOCK HANDLER applied larger capacity axle than the previous series. It offers more reliable performance and longer durability.



### Axle Oil Cooling System

Axle oil cooling system prevents overheating of axle oil caused by frequent braking and high-load work.



### Optimized Drive Shaft

Through thorough verification, the optimized drive shaft makes the HL985A BLOCK HANDLER wheel loader more durable.

### High Quality Hydraulic Hose

High quality hydraulic hoses increased durability and product life cycle.



\* Photo may include optional equipment.



# ULTIMATE DURABILITY

The true value of the HL985A BLOCK HANDLER, which is now far more powerful, is revealed in tough working environments. With the high-strength design structure and enduring system proven by rigorous road tests at various work sites, Hyundai wheel loaders can perform any high-load work to maximize productivity.

### Air Compressor **NEW** Option

Air Compressor will be used for cleaning inside the cabin and for operator self-cleaning.



### Full Sound-Proofed Spacious Cabin

State-of-the-art noise reduction technology of the HL985A BLOCK HANDLER ensures maximum silence (72 dB) in the same category of equipment, promising more silent and more pleasant interior space.



### Remote Door Control **NEW** Option

Remote door control allows operators to open the cabin door remotely. This system was developed for the convenience and safety of the operator.



### Wide Touch Screen Monitor

The seven-inch capacitive-type display (like a smart phone display) provides excellent legibility.



### Centralized Cluster

With a centralized cluster, operator can see at a glance all the states of wheel loader.



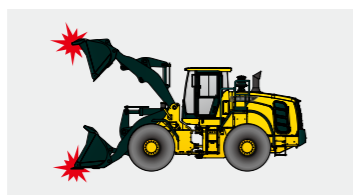
### Weighing system

The HL985A BLOCK HANDLER further improves work precision with additional weight calibration. The automatic/manual cumulative weighing function greatly enhances operating efficiency. Icons displaying weighing errors and the two-color weight value indication on the monitor enable accurate weighing to support efficient production management.



### Soft End Stop

When an attachment reaches at the end stroke, it gives operator enormous shock especially for Boom up. This function gives shock free operation by reducing the speed of attachment near the end stroke. It can be selected on/off through Monitor.



### Electric Side Mirror **NEW**

Electric side mirrors prevent damage when transporting narrow space.



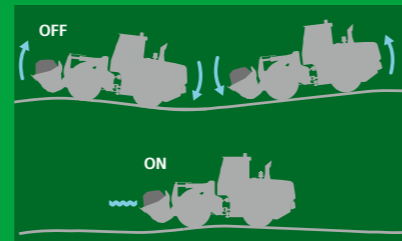
### Fully Adjustable Seat and Armrest

This suspension will be applied for minimizing an operator's fatigue.



### Ride Control **Option**

Ride control system reduces operator fatigue and material spillage during operation. An accumulator helps to minimize shock, giving the operator a much smoother ride.



### Auto Greasing System **Option**

Auto greasing system is designed to automatically lubricate when it is needed. Uniform application of lubricant ensures that the lubrication points always have the correct amount of grease.



# EASY CONTROL AND COMFORTABLE OPERATION

The HL985A BLOCK HANDLER is optimized to enable operators to access accurate equipment data in a timely manner. This feature is more important in tough working environments to increase productivity while enjoying various forms of entertainment. Enjoy unparalleled satisfaction provided by infotainment of Hyundai's state-of-the-art information technology!

# THE ULTIMATE SAFE ENVIRONMENT

With the top priority on satisfaction of operators in terms of silence, safety and maintainability, Hyundai wheel loaders provide operators with comfortable cabin space by low-vibration, low-noise, and superior safety design. They also offer greater satisfaction by extending the replacement cycle of supplies and minimizing maintenance time and cost.



## HL985A BLOCK HANDLER with advanced technology ensures our safety on a construction site.

The A Series in wheel loaders are products of HCE's spirit of initiative, creativity, and strong drive. HCE engineers, who are the best in the industry, have worked tirelessly to offer a zero-defect product. The new A Series in wheel loader reflects customers' needs in the field gleaned by thorough monitoring.

### Emergency Stop **NEW**

In an emergency, operating the Emergency Stop switch located at the bottom of the seat will shut down the engine starting.



### Seat Belt Warning Alarm **NEW**

Seat belt warning alarm allows the operator to work in a safer environment.



### Radar **NEW** Option

The Radar system can detect rear obstacles without blind spots and no distinction between day and night. Also, the warning level of the nearest obstacle is always displayed on the secondary monitor.



### AVM(Around View Monitoring) **Option**

### IMOD(Intelligent Moving Object Detection) **Option**

This is a system that is combined AVM (Around View Monitoring) with IMOD (Intelligent Moving Object Detection) and detects people around the machine and analyzes the images, which displays a warning sign on a monitor when detecting the danger. So operators can watch the surroundings in a variety of angles through the monitor and prevent the safety accident in advance.



It displays the position of people with a top view.



A green warning sign is displayed when people move in within a 5-meters radius.

A red warning sign is displayed when people move in within a 3-meters radius.

\* Photo may include optional equipment.

# SERVICEABILITY AND TELEMATICS

IoT / ICT / AI-based digital technology. Creating a smart construction site. Maximizes connectivity, productivity, and safety for successful businesses.



\* Photo may include optional equipment.

## Hi MATE

Option

### IT'S CONVENIENT, EASY AND VALUABLE

Hi MATE, Hyundai's newly developed remote management system, utilizes GPS-satellite technology to provide customers with the highest level of service and product support available. Hi MATE enables users to remotely evaluate machine performance, access diagnostic information, and verify machine locations at the touch of a button.

### WHAT IS BENEFITS



#### Increase Productivity

It helps you operate machines in efficient. You can check the difference between total engine hours and actual working hours. See how productive your machines are and plan any required cost saving solutions. Hi MATE offers working information such as working / idling hours, fuel consumption and rate.



#### Convenient and Easy Monitoring

There is nothing much to do to monitor your machines. Just log on to the Hi MATE website or mobile application. Hi MATE allows you to watch your machines whenever and wherever you are.



#### Security

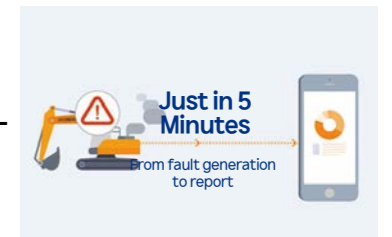

Protect your machines from theft or unauthorized usage with Hi MATE. If the machine moves out of the Geofence boundary, you will get alerts.

### ECD(Engine Connected Diagnostics) **NEW** Option

ECD will support the after sales technicians and dealers with a diagnostics report (via e-mail, mobile, app or Hi MATE) on the engine performance. This will help after sales technicians arrive on site with the necessary tools and parts to fix troubles in one visit.


ECD is an integrated remote diagnostics service between Cummins cloud and Hi MATE cloud.

#### We are all connected




### Fully Openable Engine Hood **NEW**

The HL985A BLOCK HANDLER further improves work precision with additional weight calibration. The automatic/manual cumulative weighing function greatly enhances operating efficiency. Icons displaying weighing errors and the two-color weight value indication on the monitor enable accurate weighing to support efficient production management.



### Easy Filter Replacement

With easy filter replacement, machine can be managed more easily.



### Wide Core & Fin Radiator

Wide core & fin radiator reduces clogging.



# HL985A BLOCK HANDLER SPECIFICATIONS

## ENGINE

Maker / Model	CUMMINS / X12 / EU Stage V
Type	6 cylinder, Watercooled, 4-cycle, turbocharged, charge air cooled, direct injection, electronic controlled diesel engine.
Gross power (SAE J1995)	355 HP (265 kW) at 2,000 rpm
Net power (SAE J1349)	351 HP (262 kW) at 2,000 rpm
Max. Power	380 HP (283 kW) at 1,700 rpm
Peak Gross Torque (SAE J1995)	1,862 N·m (1,373 lb.ft) at 1,400 rpm
Displacement	11.8 l (720 cu in)

## TRANSMISSION

Travel speed	4 Speed T/M	
	km/h	(mph)
Forward	1st	6.0 (3.7)
	2nd	11.6 (7.2)
	3rd	18.1 (11.2)
	4th	34.1 (21.2)
Reverse	1st	6.0 (3.7)
	2nd	11.6 (7.2)
	3rd	25.6 (15.9)

· This is the maximum travel speed of a standard machine with unfilled bucket.

## AXLES

Drive system	Four-wheel drive system
Front	Fixed
Rear	Oscillating ±7degrees
Hub reduction	Planetary reduction at wheel end
Differential	Hydraulic lock differential(F) / Conventional Type(R)
Reduction ratio	27.0

## TIRES

Type	Tubeless, loader design tires
Standard	29.5R25 L3 XHA2 (Michelin)
Options Include	29.5R25 L3 ★★ (Triangle)

## BRAKES

Service brakes	Hydraulically actuated, wet disc brakes actuate all 4 wheels, independent axle-by-axle system. Self adjusting & wheel speed brake.
Parking brake	Spring-applied, hydraulically released brake
Emergency brake	When brake oil pressure drops, indicator light alerts operator and parking brake automatically applies.

## CABIN

ROPS / FOPS meet ISO 3471 and ISO 3449

## HYDRAULIC SYSTEM

Type	Load sensing hydraulic system
Pump	Variable displacement piston pump 520 lpm
Control valve	2 Spool (Bucket, Boom) 3 Spool (Bucket, Boom, Aux)
System Pressure	315 bar (4,569 psi) The valve has four functions; Raise / Hold / Lower / Float Can adjust automatic kickout from horizontal to full lift.
Lift Circuit	The valve has three functions; Tilt back / Hold / Dump Can adjust automatic bucket positioner to desired load angle.
Tilt Circuit	Type: double acting No. of cylinders-bore × stroke Lift 2-180 × 885 mm (2-7.1" × 2' 11") Bucket Cylinder 1-210 × 550 mm (1-7.9" × 1' 9.7")
Cylinder	Raise from Carry Position: 6.1 Sec. Dump, at maximum raise: 1.7 Sec. Lower, empty, float down: 4.3 Sec. Total: 12.1 Sec.
Hydraulic cycle time with rated payload	

## STEERING SYSTEM

Type	Load sensing hydrostatic articulated steering
Pump	Variable displacement piston pump
System pressure	210 bar (3,046 psi)
Cylinder	Double acting 2 - 105 mm (4.1") × 460 mm (18.1")
Steering angle	40° to both right and left angle, respectively
Features	Center-point frame articulation. Tilt and telescopic steering column.

\* Hyundai Bio Hydraulic Oil (HBHO) available

## SERVICE REFILL CAPACITIES

Fuel tank	440.0 liters (116.2 US gal)
DEF tank	55.3 liters (11.8 US gal)
Cooling system	45.5 liters (12.0 US gal)
Crankcase	34.0 liters (9.0 US gal)
Transmission	56.2 liters (14.8 US gal)
Front axle	64.0 liters (16.9 US gal)
Rear axle	64.0 liters (16.9 US gal)
Hydraulic tank	200 liters (52.8 US gal)
Hydraulic system (Including tank)	360 liters (95.1 US gal)

## SOUND

Guaranteed noise level presented below can be differed depending on a range of factors such as operating condition, speed of a cooling fan, types of engine and so forth. Hearing protection shall be necessary if an operator is working in the improperly maintained cabin or exposed to a noisy environment by leaving doors and/or windows open.

With cooling fan speed at maximum value:

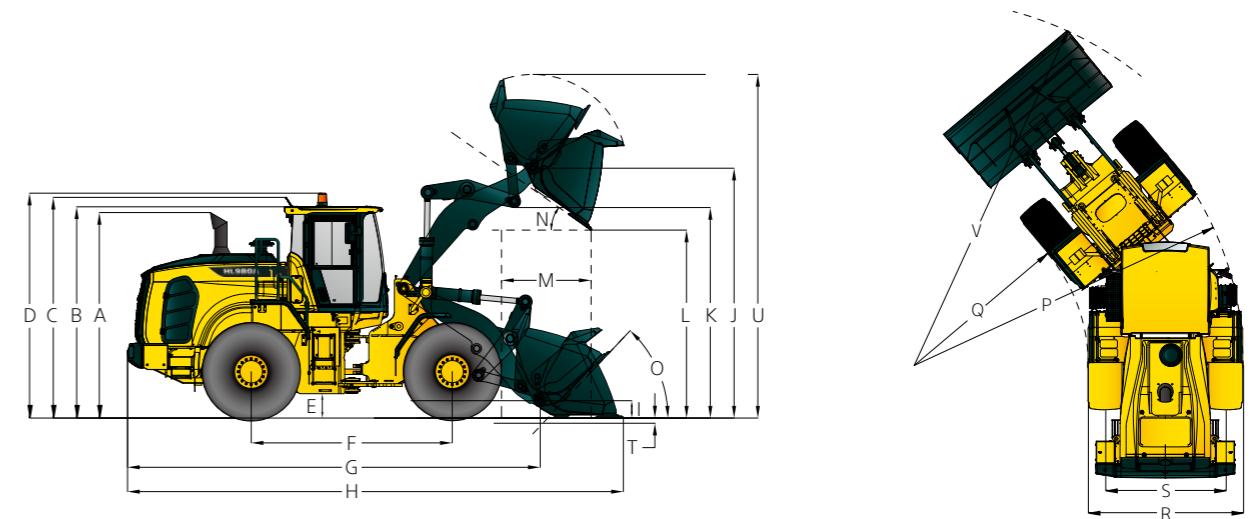
Operator sound pressure level (ISO 6396:2008)	73 dB(A)
Exterior sound power level (ISO 6395:2008)	109 dB(A)

\* Distance of 15 m (49.2 ft), moving forward in second gear ratio.

# HL985A BLOCK HANDLER DIMENSIONS

## HL985A BH DIMENSIONS

All dimensions are approximate.



Unit : mm (ftin)

Model	HL985A BH		
	mm	ft/in	
A	Height to Top of Exhaust Pipe	3,715 12'2"	
B	Overall height (Height to Top of Cabin)	3,865 12'8"	
C	Height to Top of Product Link Antenna	3,905 12'10"	
D	Height to Top of Warning Beacon	3,995 13'1"	
E	Ground clearance	476 1'7"	
F	Wheelbase	3,800 12'6"	
G	Overall Length (*without bucket)	8,565 28'1"	
H	Shipping length (with bucket level on ground)	10,300 33'10"	
I	Hinge Pin Height at Carry Position	530 1'9"	
J	Hinge Pin Height at Maximum Lift	4,600 15'1"	
K	Lift Arm Clearance at Maximum lift	3,850 12'8"	
L	Dump Clearance at Maximum lift and 45° Discharge	3,015 9'11"	
M	Reach at Maximum Lift and 45° Discharge	1,695 5'7"	
N	Dump Angle at Maximum Lift and Dump (on stops)	50	
O	Roll back Angle	Ground	42
		Carry	47
P	Clearance Circle (diameter) to Outside of Tires	14,160 46'5"	
Q	Clearance Circle (diameter) to Inside of Tires	7,790 25'7"	
R	Width over Tires (unloaded)	3,420 11'3"	
S	Tread Width	2,540 8'4"	

\* T,U,V are indicated on the p.17

# DIMENSIONS & SPECIFICATIONS

## OPERATING SPECIFICATIONS WITH BUCKETS

Linkage Bucket Type	Standard Linkage General Purpose – Pin On	
Edge Type	Bolt-On Cutting Edges Type	
Capacity – Rated	m <sup>3</sup>	5.0
	yd <sup>3</sup>	6.50
Capacity – Rated at 110% Fill Factor	m <sup>3</sup>	5.5
	yd <sup>3</sup>	7.20
Width	mm	3,491
	ft/in	11'5"
Dump Clearance at Maximum Lift and 45° Discharge	mm	3,015
	ft/in	9'11"
Reach at Maximum Lift and 45° Discharge	mm	1,695
	ft/in	5'7"
Digging Depth	mm	165
	ft/in	0'6"
Shipping Length (with Bucket)	mm	10,300
	ft/in	33'10"
Overall Height with Bucket at Maximum Lift	mm	6,330
	ft/in	20'9"
Loader Clearance Circle with Bucket at Carry Position	mm	15,800
	ft/in	51'10"
Static Tipping Load, Straight (No Tire Deflection)	kg	28,400
	lb	62,615
Static Tipping Load, Articulated (No Tire Deflection)	kg	24,800
	lb	54,675
Breakout Force	kg	24,800
	lb	54,675
Operating Weight*	kg	34,400
	lb	75,840

\* All height and tire related dimensions are with standard 29.5R25 L3 XHA2 (Michelin)

## CHANGE IN OPERATING SPECIFICATIONS - TIRES

Tires		29.5R25 L3 ★★ (BRIDGESTONE)	29.5R25 L3 ★★ (TRIANGLE)
Operating weight(kg)	kg	31	64
	lb	70	145
Static Tipping Load, Straight (No Tire Deflection)	kg	56	115
	lb	125	255
Static Tipping Load, Articulated (No Tire Deflection)	kg	49	102
	lb	110	225
Vertical height changes	mm	-1	-2
	ft/in	0"	-0.1"
R. Width over tires(unloaded)	mm	13	2
	ft/in	0.5"	0.1"
P. Clearance Circle(diameter) to Outside of Tires	mm	-115	30
	ft/in	-4.5"	1.2"
Q. Clearance Circle(diameter) to Inside of Tires	mm	115	-30
	ft/in	4.5"	-1.2"

\* Dimension changes compared to 29.5R25 L3★★ radial tires.

# BUCKET SELECTION CHART / SPECIFICATIONS

## DENSITY OF OPERATING MATERIALS

Loose Material		Material Density [ton / m <sup>3</sup> ]
Earth / Clay		1.5 ~ 1.7
Sand and Gravel		1.5 ~ 1.7
Aggregate	25 ~ 76 mm (1 to 3 in)	1.6 ~ 1.7
	19mm (0.75 in) and Larger	1.8

## HL985A BH BUCKET SELECTION CHART

Standard lift arm - General Purpose

Lift arm	Bucket	Type	m <sup>3</sup>	Material Density [ton / m <sup>3</sup> ]												
				1.5	1.6	1.7	1.8	1.9	2.0	2.1	2.2	2.3	2.4	2.5	2.6	2.7
Standard lift arm	Spade Nose (Rock)	Weld-on teeth & segment Type	5.0	5.8 m <sup>3</sup>										4.8 m <sup>3</sup>		

115%    100%    95%

## OVERVIEW

Description	UNIT		HL985A BLOCK HANDLER	
	kg	lb		
Operating Weight			34,400	75,840
Bucket capacity	Heaped	m <sup>3</sup> yd <sup>3</sup>	6.50	8.50
	Struck	m <sup>3</sup> yd <sup>3</sup>	5.60	7.30
Breakout force-bucket	kg	lb	24,800	54,675
Tipping Load	Straight	kg	28,400	62,615
	Full	kg	24,800	54,675

# HL985A BLOCK HANDLER

## STANDARD / OPTION

CABIN & INTERIOR	STD
<b>ALARMS, AUDIBLE AND VISUAL</b>	
Air filter clogging	●
Battery voltage	●
Brake oil pressure	●
Engine coolant level	●
Engine oil pressure	●
Fuel level	●
Hydraulic oil temperature	●
Engine coolant temperature	●
Service brake oil pressure	●
Transmission error	●
Transmission oil temperature	●
<b>BATTERIES</b>	
1315 CCA, 12 V, 2 pcs	●
<b>GUAGES</b>	
Engine coolant temperature	●
Fuel level	●
Speedometer	●
Transmission oil temperature	●
<b>INDICATOR LIGHTS</b>	
Parking brake	●
Head light (High beam)	●
Pilot cut off	●
Turning light	●
Seat belt ON/OFF	●
Engine auto stop	●
Clutch Cut Off	●
Ride control	●
Joystick steering	
FNR	●
Differential Lock	●
<b>LCD DISPLAY (CLUSTER)</b>	
Transmission gear range	●
Parking brake	●
FWD / REV	●
<b>LCD DISPLAY (MONITOR)</b>	
Engine rpm	●
Fuel rate	●
Fault and maintenance warning	●
Odometer	●
Hour meter	●
Horn, electric	●
<b>LIGHTING SYSTEM</b>	
Brake lights (Counterweight)	●
LED beacon light	●
2 stop and tail lights	●
4 turn signals	●
2 Head lights on front tower	
2 Head lights (LED) on front tower	●
2 Working lights on front roof	
4 Working lights on front roof	
2 Working lights on rear roof	
4 Working lights (LED) on front roof	●
2 Working lights (LED) on rear roof	
2 Working lights on grill	
2 Working lights (LED) on grill	●
License light	●

CABIN & INTERIOR	STD
<b>SWITCHES</b>	
Hazard	●
Engine hood open	●
Parking	●
Battery master switch	●
FNR shifter	●
Pilot cut off	●
Differential Lock foot switch	
Emergency steering	●
<b>IGNITION</b>	
Key	●
Button	
<b>MEMBRANE SWITCHES IN MONITOR</b>	
Main light	●
Work light	●
Weighing System	●
Mirror heat	●
Auto position	●
Fine modulation	●
Rear wiper	●
Auto grease	
Ride control	●
Beacon light	●
Cam	●
<b>CABIN (SOUND SUPPRESSED)</b>	
ROPS/ FOPS Cabin	●
Coat hook	●
Rear view mirrors (1 Inside / 2 Outside, heated)	●
Steering column, tilt and telescopic	●
Steering wheel with knob	●
Roller type sunshade (Front window)	●
Roller type sunshade (Rear window)	●
Tinted safety glass	●
Magazine pocket	●
Radio / USB player	●
Wrist rest & Armrest	●
24 V to 12 V DC converter (20 A)	●
<b>DOOR</b>	
Door and cabin locks, one key	●
Doors, service access (Locking)	
Doors, service access (Remote control)	
<b>AUTOMATIC CLIMATE CONTROL</b>	
Air conditioner & heater	●
Defroster	●
Intermittent wiper and washer, front and rear	●
<b>SEAT</b>	
2" Retractable seat belt & adjustable mechanical suspension (Heated)	
3" Retractable seat belt & adjustable air suspension (Heated)	●
2" Retractable seat belt & adjustable air suspension (Heated)	
<b>PERSONAL STORAGE SPACE</b>	
Console box	●
Cup Holder	●
<b>PEDALS</b>	
One brake pedal	●
Dual-Brake pedal	

ENGINE	STD
<b>ENGINE</b>	
Cummins X12 Engine	●
<b>POWER TRAIN</b>	
Transmission F4 / R3, computer controlled, electronic soft shift, auto-shift and kick-down features included	●
Torque converter	●
Transmission oil sight level	●
Transmission oil cooler	●
Travel speed limiter (20-40 km/h)	●
<b>FRONT AXLE</b>	
Hydraulic lock differential	●
<b>REAR AXLE</b>	
Conventional Type	●
<b>BRAKE</b>	
Service brake (Enclosed wet-disk)	●
Parking brake	●
<b>TIRES</b>	
29.5R25 L3 ★★ (BRIDGESTONE)	
29.5R25 L3 ★★ (TRIANGLE)	●
<b>HYDRAULIC SYSTEM</b>	
Boom kickout, automatic	●
Bucket positioner, automatic	●
Diagnostic pressure taps	●
Hydraulic oil cooler	●
Hydraulic oil level sight gauge	●
EH Control (Joystick)	
EH Control (Fingertip)	●
Ride control system	●
Extra piping-for auxiliary function	
Auto grease system	
Quick coupler piping	●
<b>SAFETY</b>	
Emergency stop	●
Emergency steering	●
Rear view camera	●
Fire extinguisher	
<b>OBJECT DETECTION</b>	
AAVM (AVM + IMOD)	●
Radar	
Secondary Monitor	●
<b>OTHER</b>	
Fuel warmer	●
Articulation locking bar	●
Lift and tie-down hooks	●
Loader linkage, sealed	●
Vandalism protection caplocks	●
E-horn	●
Tool kit	
Rain cap	
Pre-cleaner	●
Air compressor	●
Wheel chock	●
<b>BUCKET</b>	
5.0m³ Rock Spade Nose Type	●

OTHER	STD
<b>COUNTERWEIGHT</b>	
Counterweight	●
Drawbar with pin	●
<b>ERGONOMICALLY LOCATED AND SLIP RESISTANT, LEFT &amp; RIGHT</b>	
Handrails / Ladders / Platforms / Steps	●
<b>GUARDS</b>	
Cabin (Front / Rear)	
Fenders (Front / Rear)	●
Under guard (E/G, T/M)	●
Mud guard	
<b>TELEMETICS</b>	
ECD (Engine connected diagnostics)	●
Hi MATE	●

- \* Standard and optional equipment may vary. Contact your Hyundai dealer for more information. The machine may vary according to International standards.
- \* The photos may include attachments and optional equipment that are not available in your area.
- \* Materials and specifications are subject to change without advance notice.
- \* All imperial measurements rounded off to the nearest pound or inch.