

HL775-9

With Tier3 / Stage III A Engine Installed

* Photo may include optional equipment.



Head Office(Sales Office)
14F, GLOBAL R&D CENTER, 477 BUNDANG SUSEO-RO, BUNDANG-GU, SEONGNAM-SI, GYEONGGI-DO, 13553, KOREA

PLEASE CONTACT

Gross Power
335 HP (250 kW) at 2,100 rpm

Net Power
330 HP (246 kW) at 2,100 rpm

Bucket Capacity
4.5 m³ (5.9 yd³)

Operating Weight
24,600 kg (54,235 lb)

WHAT'S NEWEST AND BEST

HL775-9

THE BEST PRODUCTIVITY AND FUEL EFFICIENCY

- Eco-friendly Tier-3 Engine
- 3 Engine Mode
 - P (Power)
 - S (Standard)
 - E (Economy)
- ICCO (Intelligent Clutch Cut Off)

SERVICEABILITY AND TELEMATICS

- Hi MATE **Option**
- Wide Open & Easy Access
- Reversible Cooling Fan

EASY CONTROL AND COMFORTABLE OPERATION

- Auto Greasing System **Option**
- Ride Control **Option**
- Wide and Convenient Cab
- Advanced Color Monitor (5.7")
- Weighing System
- Operator Comfort
(Titing Steering column/Wrist rest /FNR Switch/Sunshade/Radio)

ULTIMATE DURABILITY

- Durable ZF Axle
- Sinter Brake Disk
- High Quality Hydraulic Hose
- Optimized Drive Shaft



* Photo may include optional equipment.



Eco-friendly Cummins QSM11 Engine

The Cummins QSM11 electronic control engine combines full authority electronic controls with the reliable performance. The combination of improved airflow and evenly dispersed fuel results in increased power, improved transient response and reduced fuel consumption. And Cummins QSM11 uses advanced electronics controls to meet the emission standards (EPA Tier3, EU Stagell-A)



Fully Automatic Transmission

Fully automatic transmission designed for maximum durability, minimum power loss, improved travel speed and low noise. Improved clutch control and minimized shifting shock when traveling, contribute to a smoother ride. Error messages and transmission fault history are recorded and accessible through the monitor.

Variable Operating Modes

9 series wheel loaders are designed to allow the operator to customize automatic transmission shift timing and clutch cut-off activation based on the job condition and personal operator preference. Convenient rotary type switches allow for easy adjustment of transmission power shift mode, and clutch cut-off mode. Additionally, if equipped with the optional ride control system, the operator has the option to turn the system on or off with an overhead switch. The ride control system has a shock absorbing accumulator that cushions the boom, improves operator comfort and reduces material loss. The versatility of the 9 series operating modes contributes to improved productivity, enhanced operator comfort and reduced fuel consumption.

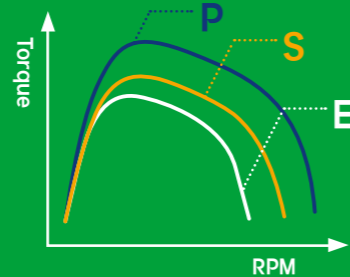
3 Mode Engine Power Selection

- **P(Power) Mode**
Heavy duty work
- **S(Standard) Mode**
General work
- **E(Economy) Mode**
Light duty work



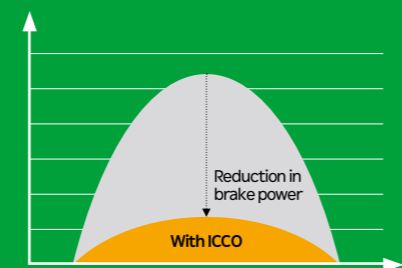
4 Mode Transmission Power Shift System

- **M (Manual) Mode**
- AL (Light)
Light duty & Long distance carry
- AN (Normal)
General Excavating & Loading
- AH (Heavy)
Heavy duty Excavating & Loading



ICCO (Intelligent Clutch Cut Off)

By selecting of 'H-Mode' among clutch cut-off selections, ICCO will be engaged for both less power loss in torque converter and lower heat generation on brake sides.



THE BEST PRODUCTIVITY AND FUEL EFFICIENCY

The new HYUNDAI HL775-9 is satisfying the Tier 3 emission regulation and 9 Series in wheel loader have a number of new features that contribute to overall fuel and also production efficiency



* Photo may include optional equipment.




ULTIMATE DURABILITY

The true value of the HL775-9, which is now far more powerful, is revealed in tough working environments. With the high-strength design structure and enduring system proven by rigorous road tests at various work sites, Hyundai wheel loaders can perform any high-load work to maximize productivity.



* Photo may include optional equipment.



Durable ZF Axle

Designed with Durable Structure for heavy-duty job condition.

- Enough Cooling Performance & Better Oil Circulation through the penetrated internal structure between differential and final drive
- Higher efficiency achieved by reducing of brake losses and an optimized oil flow
- Improved Brake Performance & Serviceability with Sinter Disc as Standard
- Various Differential type for ground conditions durable ZF Axle Achieved Longer Lifetime duration by using of new friction material, Sinter disc as standard.
- Minimized Heat & Vibration with wheel speed type Brake
- Service Friendly Designed Structure for Easy Maintenance

Sinter Brake Disc

The HL775-9 has a sinter disc of a new material with excellent durability to suppress generation of heat and vibration, heightening brake durability and enabling convenient maintenance with a service-friendly design



High Quality Hydraulic Hose

High quality hydraulic hoses increased durability and product life cycle.



Optimized Drive Shaft

Through thorough verification, the optimized drive shaft makes the HL775-9 Wheel Loader more durable.



Wide and Convenient Cab

The newly designed cabin was conceived for more space, a wider field of view and operator comfort. The front glass is rounded and 17% wider than the previous 7A series. Special attention was given to a clean, open and convenient interior with plenty of visibility on the machine surroundings and the job at hand.

this well balanced combination of cab ergonomics puts the operator in the perfect position to work safely and securely. The 9 series cab's fully automatic climate control system features 11 air vents and increased cooling and heating capacity for optimum temperature control. The defroster vents located on the front and rear windows and a PTC (electric pre-heater, option) make working in cold weather more hospitable.

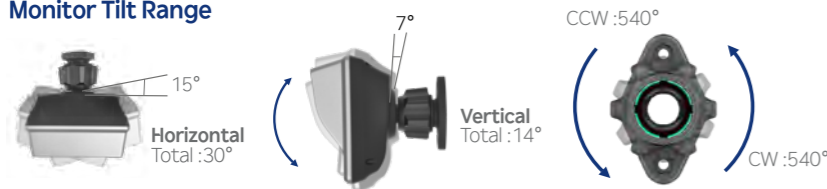
Advanced Color Monitor

The advanced new monitor with 5.7 inch wide color LCD screen allows the operator to easily and efficiently control the machine. The operator can adjust boom kick-out and bucket position via switches overhead while monitoring the adjustment settings through the monitor. An integrated load weighing system that contributes to improved work efficiency, can also be viewed through the monitor.



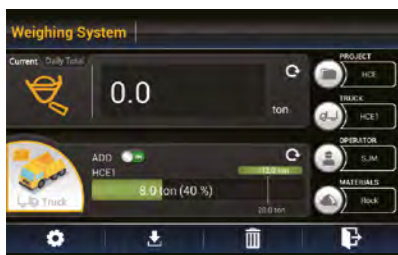
Self diagnostics, color rear-view camera maintenance check lists and start-up machine security, were integrated into the monitor to make the machine more versatile and the operator more productive. The new monitor display unit is mounted on an adjustable swivel mount to reduce glare and position according to operator preference.

Monitor Tilt Range



Weighing System

The HL775-9 further improves work precision with additional weight calibration. The automatic cumulative weighing function greatly enhances operating efficiency.



Auto Greasing System Option

Auto greasing system is designed to automatically lubricate when it is needed. Uniform application of lubricant ensures that the lubrication points always have the correct amount of grease.



Operator Comfort

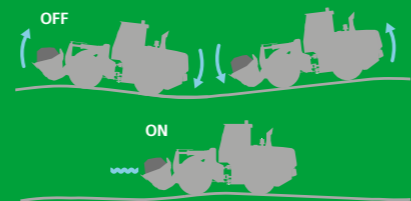
In the 9 series cabin you can easily adjust the steering column and wrist rest to best suit your preferred comfort level. An FNR (Forward/Neutral/Reverse) switch on the control lever facilitates easy selection of travel direction. Roller type sunshades on the front window and rear window allow the operator to reduce glare and improve visibility. Heated side mirrors feature built-in hot wires for quick defrosting during cold weather conditions.

Reduced Stress

Work is stressful enough. Your work environment should be stress free. Hyundai's 9 series cabin offers lots of amenities, additional space and a comfortable seat to minimize stress to the operator. A powerful climate control system provides the operator with optimum air temperature. An advanced audio system with AM/FM stereo with MP3 interface and USB input, plus remotely located controls is perfect for listening to music favorites.

Ride Control Option

Ride control system reduces operator fatigue and material spillage during operation. An accumulator helps to minimize shock, giving the operator a much smoother ride.



* Photo may include optional equipment.



EASY CONTROL AND COMFORTABLE OPERATION

Operating a 9 series wheel loader is unique to every operator. Operators can fully customize their work environment and operating preferences to fit their individual needs.



SERVICEABILITY AND TELEMATICS

IoT, ICT, AI-based digital technologies is creating smart construction sites. Maximizes connectivity, productivity, and safety for your successful businesses.



* Photo may include optional equipment.

Hi MATE

IT'S CONVENIENT, EASY AND VALUABLE

Hi MATE Hyundai's newly developed remote management system, utilizes GPS-satellite technology to provide customers with the highest level of service and product support available. Hi MATE enables users to remotely evaluate machine performance, access diagnostic information, and verify machine locations at the touch of a button.

WHAT IS BENEFITS



Increase Productivity

It helps you operate machines in efficient. You can check the difference between total engine hours and actual working hours. See how productive your machines are and plan any required cost saving solutions. Hi mate offers working information such as working / idling hours, fuel consumption and rate.



Convenient and Easy Monitoring

There is nothing much to do to monitor your machines. Just log on to the Hi mate website or mobile application. Hi mate allows you to watch your machines whenever and wherever you are.



Security

Protect your machines from theft or unauthorized usage with Hi mate. If the machine moves out of the Geo-fence boundary, you will get alerts.

Easy Access

The engine fan is integrated into the rear door which swings open to over 45 degrees for easy access and regular maintenance. Conveniently located coolant and transmission oil site gauges make checking fluid levels fast and efficient. Ground-line access to fuel and oil filters grease fittings, fuses, machine computer components and wide open compartments makes service more convenient on the 9 series.



Reversible Cooling Fan



The remote mounted, hydraulically powered cooling fan regulates fan speed according to working temperatures for coolant, intake air, transmission oil and hydraulic oil. This new fan design contributes to reduced fuel consumption and machine noise. The fan is designed to auto reverse periodically or manually reverse to keep debris from accumulating on the coolers. (Manual mode : Reverse only when switch is pressed)

Wide Open Access

Conveniently located coolant and transmission oil site gauges make checking fluid levels fast and efficient. Ground-line access to fuel and oil filters grease fittings, fuses, machine computer components and wide open compartments makes service more convenient on the 9 series.

Extended life Components

The 9series is designed for longer lubrication intervals and extended component life. Long life hydraulic filters now have 1,000 hours service intervals and HYUNDAI certified hydraulic oil can last up 5,000 hours before changing. Also, a new center pivot roller bearing design, now double tapered, requires less maintenance as well. Long life and extended wear components save the operator time and money.



Hydraulic filter(1,000hr)

Hydraulic oil (5,000hr)

HL 775-9 SPECIFICATIONS

ENGINE

Maker / Model	CUMMINS / QSM11
Type	4-cycle, turbocharged, charge air cooled, electronic controlled diesel engine
Gross power	335HP (250kW) at 2,100rpm
Net power	330HP (246kW) at 2,100rpm
Max. Power	365HP (272kW) at 1,800rpm
Peak gross Torque	1,674N·m (1,235lb.ft) at 1,400rpm
Displacement	10.8 l (659cu in)
Cooling method	Water Cooled
Number of cylinders and arrangement	6 cylinders, in line
Firing order	1-5-3-6-2-4
Combustion chamber type	Direct injection type
Cylinder bore×stroke	125 x 147mm (4.9" x 5.8")
Compression ratio	16.3:1
Engine oil quantity	34 l (9 U.S.gal)
Wet weight	984kg
Starter motor	24V - 7.8kW
Alternator	24V - 70Amp
Battery	2 x 12V x 220Ah

HYDRAULIC SYSTEM

Type	Load sensing hydraulic system	
Pump	Variable displacement piston pump	
Rated oil quantity	368 l /min (97.2 U.S.gpm)	
Control Valve	2 Spool (Bucket, Boom) 3 Spool (Bucket, Boom, Aux)	
System Pressure	280bar (4,061 psi)	
Lift Circuit	The valve has four functions; Raise / Hold / Lower / Float Can adjust automatic kickout from horizontal to full lift.	
Tilt Circuit	The valve has three functions; Tilt back / Hold / Dump Can adjust automatic bucket positioner to desired load angle.	
Cylinder	Type: double acting	
	No. of cylinders -bore x stroke	Lift 2-160 x 765mm (6.3" x 2'6") Tilt 1-180 x 570mm (7.1" x 1'10")
Cycle Time	Raise : 5.4 Sec. / Dump : 1.5 Sec. Lower : 3.4 Sec. / Total : 10.1 Sec.	

* Hyundai Bio Hydraulic Oil (HBHO) available

STEERING SYSTEM

Type	Load sensing hydrostatic articulated steering	
Pump	Variable displacement piston pump, 231 lpm	
System Pressure	210 bar (3,046 psi)	
Cylinder	Double acting 2-100 x 480mm (3.9" x 1'7")	
	Steering Angle 40° to both right and left angle, respectively	
Features	Center-point frame articulation. Tilt and telescopic steering column.	

* Hyundai Bio Hydraulic Oil (HBHO) available

CABIN

ROPS / FOPS meet ISO 3471 and ISO 3449

OVERVIEW

Operating Weight	24,600kg (54,235lb)	
Bucket	Heaped	4.5m³(5.9yd³)
Capacity	Struck	3.8m³(5.0yd³)
Breakout Force-Bucket	21,820kg (48,105lb)	
Tipping Load	Straight	20,000kg (44,095lb)
	Full Turn	17,380kg (38,320lb)

TRANSMISSION

4-speed transmission	Model	ZF 4WG260		
Type	Torque Converter Type	3-Elements, Single-stage, Single-phase		
	Transmission	Full-automatic power shift		
Travel Speed	4 Speed T/M			
		km/h	(mph)	
Forward	1st	7.1	4.4	
	2nd	12.5	7.8	
	3rd	26.7	16.6	
	4th	39	24.2	
Reverse	1st	7.1	4.4	
	2nd	12.5	7.8	
	3rd	26.7	18.6	
Brake Distance		m	(ft/in)	
		12.7	41'8"	

* This is the maximum travel speed of a standard machine with unfilled bucket.

TIRES

Type	Tubeless, loader design tires
Standard	26.5R25 L3 ★★ 26.5R25 L5 ★★
Options Include	26.5R25 L3 XHA2 ★★ 26.5-25 L3 20PR

BRAKES

Service Brakes	Hydraulically actuated, wet disc brakes actuate all 4 wheels, independent axle-by-axle system. Self adjusting & wheel speed brake.
Parking Brake	Spring-applied, hydraulically released brake
Emergency Brake	When brake oil pressure drops, indicator light alerts operator and parking brake automatically applies.

SERVICE REFILL CAPACITIESW

Fuel Tank	362.0 liters (95.6 U.S.gal)
Cooling system	46.0 liters (12.2 U.S.gal)
Engine Oil	34.0 liters (9 U.S.gal)
Transmission	51.0 liters (13.5 U.S.gal)
Front axle	42.0 liters (11.1 U.S.gal)
Rear Axle	42.0 liters (11.1 U.S.gal)
Hydraulic Tank	227.0 liters (60 U.S.gal)
Hydraulic System (Including Tank)	361.0 liters (95.4 U.S.gal)


AXLES

Drive system	Four-wheel drive system
Front	Fixed
Rear	Oscillating ± 12 degrees
Hub reduction	Planetary reduction at wheel end
Differential	Limited Slip Differential(F) / Limited Slip Differential(R)
Reduction ratio	23.333

HL 775-9 DIMENSIONS & WORKING RANGE

DIMENSIONS

All dimensions are approximate.



Unit : mm (ftin)

Description	Unit	HL775-9XT
A Dumping clearance at max. height and 45° dump angle	mm ft-in	2,915 (9' 7")
B Reach Full lift	mm ft-in	1,415 (4' 8")
C Digging depth	mm ft-in	125 (0' 5")
D Overall length	on ground	9,210 (30' 3")
	at carry	9,040 (29' 8")
E Overall height (fully raised)	mm ft-in	6,005 (19' 8")
F Bucket pivot max. height	mm ft-in	4,305 (14' 1")
G Front overhang	mm ft-in	3,210 (10' 6")
H Wheelbase	mm ft-in	3,520 (11' 7")
I Ground clearance	mm ft-in	443 (1' 5")
J Height over exhaust	mm ft-in	3,530 (11' 7")

Description	Unit	HL775-9XT
K Height over cab	mm ft-in	3,600 (11' 10")
L Roll-back angle	on ground	44
	at carry	48
M Dump angle	degree	48
N Overall width	with bucket	3,300 (10' 10")
	without bucket	2,980 (9' 9")
O Clearance Circle (diameter)	Outside of Tires	12,870 (42' 3")
	Inside of Tires	6,910 (22' 8")
Q Turning radius (center of outside tire)	mm ft-in	6,095 (19' 12")
R Tread Width	mm ft-in	2,300 (7' 7")
Gradeability	degree	30

OPERATING SPECIFICATIONS WITH BUCKETS

Linkage Bucket Type	General Purpose Pin On					
	Pin on		Pin on		Pin on	
Edge Type	Bolt-On Cutting Edges	1 Piece Tooth	Bolt-On Cutting Edges	1 Piece Tooth	Bolt-On Cutting Edges	1 Piece Tooth
Capacity - Rated	4.4 m³ (5.8 yd³)	4.2 m³ (5.5 yd³)	4.7 m³ (6.1 yd³)	4.5 m³ (5.9 yd³)	4.4 m³ (5.8 yd³)	4.2 m³ (5.5 yd³)
Capacity - Rated at 110% Fill Factor	4.84 m³ (6.3 yd³)	4.62 m³ (6 yd³)	5.17 m³ (6.8 yd³)	4.95 m³ (6.5 yd³)	4.84 m³ (6.3 yd³)	4.62 m³ (6 yd³)
Width	3,100 mm (10' 2" ft/in)	3,150 mm (10' 4" ft/in)	3,250 mm (10' 8" ft/in)	3,300 mm (10' 10" ft/in)	3,100 mm (10' 2" ft/in)	3,150 mm (10' 4" ft/in)
Dump Clearance at Maximum Lift and 45° Discharge	3,040 mm (9' 12" ft/in)	2,915 mm (9' 7" ft/in)	3,040 mm (9' 12" ft/in)	2,915 mm (9' 7" ft/in)	2,825 mm (9' 3" ft/in)	2,700 mm (8' 10" ft/in)
Reach at Maximum Lift and 45° Discharge	1,330 mm (4' 4" ft/in)	1,415 mm (4' 8" ft/in)	1,330 mm (4' 4" ft/in)	1,415 mm (4' 8" ft/in)	1,545 mm (5' 1" ft/in)	1,630 mm (5' 4" ft/in)
Digging Depth	100 mm (0' 4" ft/in)	125 mm (0' 5" ft/in)	100 mm (0' 4" ft/in)	125 mm (0' 5" ft/in)	100 mm (0' 4" ft/in)	125 mm (0' 5" ft/in)
Shipping Length (with Bucket)	9,060 mm (29' 9" ft/in)	9,210 mm (30' 3" ft/in)	9,060 mm (29' 9" ft/in)	9,210 mm (30' 3" ft/in)	9,365 mm (30' 9" ft/in)	9,515 mm (31' 3" ft/in)
Overall Height with Bucket at Maximum Lift	6,005 mm (19' 8" ft/in)	6,005 mm (19' 8" ft/in)	6,005 mm (19' 8" ft/in)	6,005 mm (19' 8" ft/in)	6,210 mm (20' 4" ft/in)	6,210 mm (20' 4" ft/in)
Loader Clearance Circle with Bucket at Carry Position	14,360 mm (47' 1" ft/in)	14,510 mm (47' 7" ft/in)	14,500 mm (47' 7" ft/in)	14,650 mm (48' 1" ft/in)	14,540 mm (47' 8" ft/in)	14,690 mm (48' 2" ft/in)
Static Tipping Load, Straight (No Tire Deflection)	19,840 kg (43,740 lb)	20,070 kg (44,250 lb)	19,770 kg (43,590 lb)	20,000 kg (44,095 lb)	17,850 kg (39,355 lb)	18,080 kg (39,860 lb)
Static Tipping Load, Articulated (No Tire Deflection)	17,240 kg (38,010 lb)	17,440 kg (38,450 lb)	17,180 kg (37,880 lb)	17,380 kg (38,320 lb)	15,510 kg (34,195 lb)	15,710 kg (34,635 lb)
Breakout Force	20,650 kg (45,530 lb)	21,820 kg (48,105 lb)	20,650 kg (45,530 lb)	21,820 kg (48,105 lb)	16,950 kg (37,370 lb)	17,730 kg (39,090 lb)
Operating Weight*	24,600 kg (54,235 lb)	24,540 kg (54,105 lb)	24,670 kg (54,390 lb)	24,600 kg (54,235 lb)	25,250 kg (55,670 lb)	25,190 kg (55,535 lb)

HL 775-9 BUCKET SELECTION CHART

DENSITY OF OPERATING MATERIALS

Loose Material	Material Density [ton / m ³]	
Earth / Clay	1.5 ~ 1.7	
Sand and Gravel	1.5 ~ 1.7	
Aggregate	25 ~ 76 mm (1" to 3 in)	1.6 ~ 1.7
	19mm (0.75in) and Smaller	1.8

HL 775-9 BUCKET SELECTION CHART

Standard Lift Arm - General Purpose Bucket

Type	m ³ (yd ³)	Material Density [ton / m ³]																
		1.0	1.1	1.2	1.3	1.4	1.5	1.6	1.7	1.8	1.9	2.0	2.1	2.2	2.3	2.4	2.5	
Cutting edge	4.4 (5.8)						5.1 m ³					4.2 m ³						
1-Bolt on tooth	4.2 (5.5)					4.8 m ³				4.0 m ³								
Cutting edge	4.7 (6.1)				5.4 m ³			4.5 m ³										
1-Bolt on tooth	4.5 (5.9)			5.2 m ³		4.3 m ³												
Cutting edge-QC	4.4 (5.8)			5.1 m ³		4.2 m ³												
1-Bolt on tooth-QC	4.2 (5.5)				4.8 m ³			4.0 m ³										
		115%															95%	

CHANGE IN OPERATING SPECIFICATIONS - TIRES

Tires		26.5 R25 L5 ★★	26.5 R25 L3 XHA2 ★★	26.5-25 L3 20PR
Operating Weight (kg)	kg	604	-234	-346
	lb	1,335	-515	-760
Static Tipping Load, Straight (No Tire Deflection)	kg	450	-175	-255
	lb	995	-385	-560
Static Tipping Load, Articulated (No Tire Deflection)	kg	390	-150	-220
	lb	860	-330	-485
Vertical Height Changes	mm	34	-5	10
	ft/in	1.3"	-0.2"	0.4"
R. Width Over Tires (Unloaded)	mm	-7	-1	10
	ft/in	-0.3"	0"	0.4"
P. Clearance Circle (Diameter) to Outside of Tires	mm	-4	-1	5
	ft/in	-0.1"	0"	0.2"
Q. Clearance Circle (Diameter) to Inside of Tires	mm	2	0	-3
	ft/in	0.1"	0"	-0.1"

** Dimension changes compared to 26.5R25 L3 ★★ radial tires.

HL 775-9 STANDARD / OPTION

CAB & INTERIOR STD

ALARMS	
Air filter clogging	●
Battery voltage	●
Brake oil pressure	●
Engine oil pressure	●
Fuel level	●
Hydraulic oil temperature	●
Engine coolant temperature	●
Service brake oil pressure	●
Transmission error	●
Transmission oil temperature	●
BATTERIES	
1,315 CCA, 12 V, 2 pcs	●
GAUGES	
Engine coolant temperature	●
Fuel level	●
Speedometer	●
Transmission oil temperature	●
Hydraulic oil temperature	●
Voltmeter	●
INDICATOR LIGHTS	
Parking brake	●
Head light (High beam)	●
Turn signal	●
Seat belt Alarm	●
Clutch Cut Off	●
Ride control	●
FNR	●
LCD DISPLAY (CLUSTER)	
Transmission gear range	●
Parking brake	●
FWD / REV	●
LCD DISPLAY (MONITOR)	
Clock and fault code	●
Operating hour counter	●
Engine rpm	●
Transmission gear range indicator	●
Job time and distance	●
Temperature(coolant, hydraulic oil, t/m oil)	●
ELECTRICAL SYSTEM	
Alternator, 70A	●
Alarm, back-up	●
Horn, electric	●
Starter, electric	●
Starting and charging system(24- volt)	●
LIGHTING SYSTEM	
Brake lights(counterweight)	●
LED dome light	●
2 stop and tail lights	●
4 turn signals	●
2 Head lights on front tower	●
2 Working lights on front roof	●
4 Working lights on front roof	●
2 Working lights on grill	●

CAB & INTERIOR STD

SWITCHES	
Hazard	●
Main light	●
Parking brake	●
Detent select	●
Battery master switch	●
FNR shifter	●
Pilot cut off	●
Work light	●
Emergency steering	
Rear wiper and washer	
Fan control	●
Mirror defrost	●
Beacon	
Ride control	●
Engine mode	●
Clutch cut off mode	●
Transmission shift mode	●
Workload	●
Auto grease	
IGNITION	
Key	●
CABIN (SOUND SUPPRESSED)	
ROPS/ FOPS Cabin	●
Coat hook	●
Rear view mirrors (1 Inside)	●
Rear view mirrors (2 Outside)	
Heated Rear view mirrors (2 Outside)	●
Steering column, tilt and telescopic	●
Steering wheel with knob	●
Roller type sunshade (Front window)	●
Roller type sunshade (Rear window)	
Tinted safety glass	●
Magazine pocket	●
Radio / USB player	●
Wrist rest & Armrest	●
24-volt to 12-volt DC converter	
DOOR	
Door and cabin locks, one key	●
AUTOMATIC CLIMATE CONTROL	
Air conditioner & heater	●
Defroster	●
Intermittent wiper and washer, front and rear	●
SEAT	
2" Retractable seat belt & adjustable air suspension (heated)*	●
2" static seat belt & adjustable mechanical suspension (heated)	
3" Retractable seat belt & adjustable air suspension (heated)	
PERSONAL STORAGE SPACE	
Console box	●
Cup Holder	●
PEDALS	
One brake/accelerator pedal	●

HL 775-9
STANDARD / OPTION

ENGINE	STD
Cummins QSM11 Tier 3 Engine	●
Rain cap, engine air intake	
Pre-cleaner, engine air intake	●
Fuel warmer	●
POWER TRAIN	STD
Transmission F4 / R3	●
Torque converter	●
Transmission oil sight level	●
Transmission oil cooler	●
FRONT AXLE	
Conventional Type	
Limited slip differential	●
REAR AXLE	
Conventional Type	
Limited slip differential	●
BRAKE	
Service brake (Enclosed wet-disk)	●
Parking brake	●
TIRES	
26.5R25, L3, ★★	●
26.5R25, L5, ★★	
26.5R25, XHA2, ★★	
26.5-25, L3, 20PR	
HYDRAULIC SYSTEM	STD
Boom kickout, automatic	●
Bucket positioner, automatic	●
Diagnostic pressure taps	●
Hydraulic oil cooler	●
Hydraulic oil level sight gauge	●
2 spool, single lever, pilot control for boom and bucket	●
3rd spool for auxiliary function	
Quick coupler piping	
Ride control system	●
Extra piping-for auxiliary function	
Auto grease system	
SAFETY	STD
Emergency steering system	
Rear view camera	●

HL 775-9
MEMO

OTHER	STD
Articulation locking bar	●
Lift and tie-down hooks	●
Z-Bar design Loader linkage, sealed	●
Vandalism protection caplocks	●
Tool kit	●
Wheel chock	●
License plate & lamp	
COUNTERWEIGHT	
Counterweight	●
Drawbar with pin	●
ERGONOMICALLY LOCATED AND SLIP RESISTANT, LEFT & RIGHT	
Handrails / Ladders / Platforms / Steps	●
BUCKET	
4.4m ³ Bolt-On Cutting Edges Type	
4.7m ³ Bolt-On Cutting Edges Type	
4.4m ³ Bolt-On Cutting Edges Type Q/C	
4.2m ³ 1-Bolt-On Tooth Type	
4.5m ³ 1-Bolt-On Tooth Type	●
4.2m ³ 1-Bolt-On Tooth Type Q/C	
Quick coupler	
GUARDS	
Fenders (Front / Rear)	●
Under Guard (E/G, T/M)	
Mud Guard	●
TELEMETICS	
Hi-Mate	●

